

Himalayan Project

Foreningsregnskab år 2018

CVR-nr: 32 48 61 93

Transfers from HP Organizational Account to HIPRON Organizational Account

DATE	VOUCHER	CURRENCY RATE		
		NPR/DKR	NPR/€	DKR/€
15-03-2018	224	17,1802	128,2056	7,4624
03-07-2018	258	17,2222	128,5445	7,4639
20-07-2018	260	17,4650	127,8839	7,4650
09-10-2018	309	18,2128	136,1061	7,4731
17-12-2018	340	17,0781	127,7247	7,4789

1. [Foreningens indtægter](#)
2. [Administrations-udgifter](#)
3. [Projekt-udgifter](#)
4. [Bundne beløb - Trust Funds](#)
 - A. [Medarbejderkonto](#)
 - B. [Jordskælvskonto - Donationer](#)
 - C. [Jordskælvskonto - Udgifter](#)
 - D. [PONA-Foundation - Bhakanje SEP](#)
 - E. [Bhakanje SEP - Leif og Bodil](#)
 - F. [PONA Foundation - Chhimbu School](#)
 - G. [Chaulakharka Higher Secondary School](#)
 - H. [Chhiringkharka School](#)
 - I. [BTC - Bhakanje Tea Cooperative](#)
 - J. [Bhakanje Compound & Wall](#)
 - K. [Bhakanje RRN Classroom Building](#)
 - L. [Skærsø Fonden - Bhakanje Science Lab](#)
 - M. [PONA - Bhakanje Classroom Building](#)
 - N. [Sagardanda School](#)
5. [HIPRON Administration](#)
6. [Foreningsregnskab](#)
 - A. [Balance](#)
 - B. [Periodebalance](#)
 - C. [Statistik](#)
 - D. [Arsbalancer](#)
7. [Scholarship Regnskab](#)
 - A. [Arsbalancer](#)
 - B. [Statistik](#)
8. [TOTAL Regnskab](#)
 - A. [Arsbalancer](#)
 - B. [Statistik](#)
9. [Specifikation af Administrative udgifter til Tipsmidler](#)

Bilag Nr.	Dato	1.1 Medlemkontingent			1.2 Scholarship		1.3 Bidrag/Sponsor			1.4 Begivenheder			1.5 Med- arbejder- konto	1.6 TIPS midler	1.7 Blad og Bog		1.8 Bank Renter	1.9 Bundne Donationer (Trust Funds)											1.10 HIPRON Admin.	1.11 Andet	EVT. FORKLARING								
		1.1.1 Ordinært medlem	1.1.2 Ungdoms- medlem	1.1.3 Støtte- medlem	1.2.1 Sch. Admin	1.2.2 Sch Foundat.	1.3.1 Organi- sationer	1.3.2 Enkelt- personer	1.3.3 Offentlige Midler	1.4.1 Entré GF	1.4.2 Donation Box	1.4.3 Honorar			1.7.1 Annonce Blad	1.7.2 BOG		1.9.1 PONA SEP	1.9.2 Chhimbu School	1.9.3 Chaula School	1.9.4 Sagar Danda	1.9.5 L & B SEP	1.9.6 Jord- skælv	1.9.7 BTC	1.9.7.1 BTF Factory	1.9.8.2 SB Science	1.9.8.3 SB-Class PONA	1.9.9 PONA-WEB											
290	26-09-2018																																		45.454,54			HPF Tea Factory	
291	27-09-2018																																				Seniorsgeplejersker		
295	01-10-2018				32.000,00	21.650,00																														From Scholarship account			
299	04-10-2018																																				LC Sydthy		
300	04-10-2018																																			LC Limfjord			
302	05-10-2018			125,00																																Gustav Mathiasen			
305	09-10-2018																																			Kipling Travel			
306	10-10-2018																																			Frida Lund			
307	10-10-2018	250,00																																		Karen termansen			
310	15-10-2018	250,00																																		Anne Grethe Balsby			
311	17-10-2018	250,00																																		NP Blumensadt Jensen			
315	19-10-2018	250,00																																		Inger Kjær			
317	23-10-2018	250,00																																		Ane Bonderup			
319	26-10-2018			125,00																																Jens Schmidt Nielsen			
320	07-11-2018																																			Udlodningsfond KS			
321	13-11-2018												66.183,17																							LC Morse			
322	16-11-2018																																			LC Skive			
323	26-10-2018	250,00																																		Kurt Østergaard			
324	31-10-2018	250,00																																		Astrid Hjelholt			
329	05-12-2018																																			The-bog solgt 4 stk			
330	07-12-2018																																			Karen Furbo & Jacob			
333	17-12-2018																																			Elsø lauritsen			
334	18-12-2018																																			Bente Harritz			
335	18-12-2018																																			Jesper Petersen			
336	18-12-2018												6.000,00																							Medarbejder konto Leif			
337	18-12-2018												6.000,00																							Medarbejder konto Bodil			
338	19-12-2018																																			Signe Ravn Iarsen			
339	19-12-2018																																			Aage og Inga Hillersborg			
345	28-12-2018	250,00																																			Torbjørn Ydegaard		
TOTAL		59.750	2.125	14.375	32.000	21.650	0	21.545	0	1.380	3.280	6.000	26.500	66.183	4.800	896	-39	90.681	39.833	0	84.621	0	0	0	0	489.843	38.500	185.754	14.169	105.075	11.335								
			76.250		53.650			21.545		10.660		26.500	66.183		5.696		-39								943.402														
																																							1.320.257

FORENINGSREGNSKAB

2018

ADMINISTRATIONS-UDGIFTER

Bankkonto: Spar Nord: 9260-265-18-42339

Administrator: Kurt Lomborg, Kjeldbjergvej 34, 7800 Skive

Bilag Nr.	Dato	2.1 Mdl.blad & Bog			2.2 Medlemskab		2.3 Begivenheder		2.4 Bank		2.5	2.6 Kontorhold					2.7	Forklaring
		2.1.1 Trykkeri	2.1.2 Forsendelse	2.1.3 BoD	2.2.1 Medlemskab	2.2.2 Kursus	2.3.1 GF BM	2.3.2 Andre	2.4.1 Renter	2.4.2 Gebyrer	REJSE Kørsel	2.6.1 Internet Homepage	2.6.2 PC udstyr	2.6.3 Kontor-artikler	2.6.4 FI-kort Andet	2.6.5 Fragt Porto	Andet	
7	09-01-2018																	iBob
6	09-01-2018																	MyShop
10	15-01-2018		2.250,00															Porto
11	15-01-2018																	iBob
13	16-01-2018						922,00											PONA møde
18	23-01-2018	4.875,00																Thorvig
20	24-01-2018		459,00															Porto
21	24-01-2018						656,00											Klosterpension
47	31-01-2018																	MobilePay
50	31-01-2018																	iBob
73	02-02-2018																	Nova-C
82	03-02-2018																	MobilePay
86	05-02-2018																	iBob
97	06-02-2018		1.269,00															Porto Scholarship
117	09-02-2018																	MobilePay
118	09-02-2018																	TDC Netbasis
151	14-02-2018																	Avangate
162	16-02-2018																	Manglende Porto
187	26-02-2018																	MobilePay
198	01-03-2018																	Red Office
210	07-03-2018																	MobilePay
211	07-03-2018																	GF
215	07-03-2018																	TDC 21524493
218	09-03-2018				1.200,00													CISU
225	16-03-2018																	399,00 Åbner & Medicin
228	28-03-2018																	Udenlandsk
231	09-04-2018																	Netbank
233	11-04-2018																	MobilePay
234	11-04-2018																	Nova-C toner
235	11-04-2018																	Trek Expenses
236	11-04-2018																	Cocina Mitho Chha
237	18-04-2018																	Netbank forsikr
240	01-05-2018																	F-Secure
242	10-05-2018																	MobilePay
243	14-05-2018																	TDC Netbasis
244	14-05-2018																	Kurt til KBH HPF
249	04-06-2018																	Nepalhelp.org
250	07-06-2018																	TDC 21524493
252	13-06-2018																	Office 365
254	25-06-2018																	MobilePay
256	21-04-2018																	Transfer Nepal

Bilag Nr.	Dato	2.1 Mdl.blad & Bog			2.2 Medlemskab		2.3 Begivenheder		2.4 Bank		2.5	2.6 Kontorhold					2.7	Forklaring	
		2.1.1 Trykkeri	2.1.2 Forsendelse	2.1.3 BoD	2.2.1 Medlemskab	2.2.2 Kursus	2.3.1 GF BM	2.3.2 Andre	2.4.1 Renter	2.4.2 Gebyrer	REJSE Kørsel	2.6.1 Internet Homepage	2.6.2 PC udstyr	2.6.3 Kontor-artikler	2.6.4 FI-kort Andet	2.6.5 Fragt Porto	Andet		
259	11-07-2018											8.340,00							Nova-C toner
262	04-08-2018																		Porto - rykker
263	05-08-2018																		Donation.org
264	05-08-2018																		Cliche nepalhelp.dk
268	13-08-2018																		tdc netbasis
274	16-08-2018																		Kipling billet Kurt
278	23-08-2018																		MobilePay
281	04-09-2018																		MobilePay
283	06-09-2018																		Hostmaster nph.dk
284	07-09-2018																		TDC mobil pro
287	11-09-2018																		MobilePay
292	27-09-2018																		ERV rejseforsikring
293	28-09-2018		2.754,00																porto medlemsblad
294	30-09-2018																		Bank gebyr
296	01-10-2018	4.875,00																	Thorvig
297	01-10-2018																		Kurt Visa
301	04-10-2018																		Redoffice
303	08-10-2018																		Perch's Bøger
307	10-10-2018																		MobilePay
308	12-10-2018																		Merlin
310	15-10-2018																		MobilePay
312	18-10-2018																		Kurt Togrejse
313	18-10-2018																		Redoffice
314	18-10-2018																		Batterier
318	25-10-2018																		1.100,00
324	26-11-2018																		Indsamlingsnævn
325	25-11-2018																		MobilePay
327	26-11-2018																		Kurt Admin Rejse
328	03-12-2018																		Nova-C
331	09-12-2018																		MobilePay
332	12-12-2018																		TDC mobil pro
340	28-12-2018																		Kurt Kørselsgodtg.
341	28-12-2018																		FI-kort gebyr
342	09-10-2018																		FI-kort gebyr
343	17-12-2018																		HIPRON Transfer
I ALT:		9.750,00	6.732,00	0,00	1.200,00	0,00	3.708,00	0,00	0,00	1.982,25	47.278,63	3.369,64	16.164,13	2.330,41	796,34	516,00	2.939,00		
		16.482			1.200		3.708		1.982		47.279	23.177					2.939	96.766	

ADMINISTRATIONS-UDGIFT: 96.766,40

HERAF TIPSmiddel-berettiget 96.766,40

TIPSmidler modtaget 20-11-2017: 66.183,17

TIPSmiddel Driftstilskuddets dækningsgrad: -30.583,23

FORENINGSREGNSKAB 2018 PROJEKT - UDGIFTER

Bankkonto: Spar Nord: 9260-265-18-42339

Administrator: Kurt Lomborg, Kjeldbjergvej 34, 7800 Skive

Bilag Nr.	Dato	3.1 Projektrejse		3.2 Bundne Projektudgifter (Trust Funds)									3.3 HIPRON Admin.	3.4 Andre Projekter	3.5 Projekt regul.	3.6 Valuta regulering	forklaring
		3.1.1 Nepaleser	3.1.2 Dansker	3.2.1 PONA SEP	3.2.2 Chhumbu School	3.2.3 Chaula School	3.2.4 CHK School	3.2.5 BTF Factory	3.2.6 Jord-skælv	3.2.7 BTC & Agri	3.2.8 Bhakanje & Skærsø	3.2.9 Sagardanda					
205	05-03-2018																Fruugo
206	05-03-2018																Harald Nyborg
212	07-03-2018		21.912,00														Leif & Bodil
213	07-03-2018		22.628,00														Mie & Thomas
219	12-03-2018																Linå termometer
																	HIPRON Salary
																	HIPRON Operation
																	HIPRON RS
																	HIPRON Organizational
																	HIPRON Bank Interest
	15-03-2018			14.782,83													PONA SEP
				258,15													L&B SEP
224	171.352,68			-19.198,96													L&B Rotary SEP
				5.977,87													SEP
						28.430,52											CHLK School
																	Sagardanda School
																	SB RRN
																	SB Science Lab
																	SB PONA
																	HPF BTC
																	HP BTC & BTF
253	13-06-2018		398,00														KRP-CPH-KRP / HPF
																	HIPRON Salary
																	HIPRON Operation
																	HIPRON RS
																	HIPRON Organizational
																	HIPRON Bank Interest
	03-07-2018			16.958,23													PONA SEP
				121,94													L&B SEP
258	48.007,80			-2.819,62													L&B Rotary SEP
				2.104,49													SEP
						6.452,83											CHLK School
																	Sagardanda School
																	SB Science Lab
																	SB PONA

Bilag Nr.	Dato	3.1 Projektrejse		3.2 Bundne Projektudgifter (Trust Funds)									3.3 HIPRON Admin.	3.4 Andre Projekter	3.5 Projekt regul.	3.6 Valuta regulering	forklaring
		3.1.1 Nepaleser	3.1.2 Dansker	3.2.1 PONA SEP	3.2.2 Chhimbu School	3.2.3 Chaula School	3.2.4 CHK School	3.2.5 BTF Factory	3.2.6 Jord-skælv	3.2.7 BTC & Agri	3.2.8 Bhakanje & Skærso	3.2.9 Sagar-danda					
								9.609,46									SB Health Post
										9.354,50							HPF BTC
															0,13		HP BTC & BTF
																	HIPRON Salary
																	HIPRON Operation
																	HIPRON RS
																	HIPRON Organizational
																	HIPRON Bank Interest
																	External Income
	20-07-2018																PONA SEP
																	L&B SEP
260	122.874,70																L&B Rotary SEP
																	Chhimbu School
																	CHLK School
																	Sagardanda School
																	SB Science Lab
																	SB PONA
																	SB Health Post
																	HPF BTC
273	16-08-2018		7.011,00														HP BTC & BTF
297	01-10-2018		300,00														Kipling billet AM
303	09-10-2018																AM Visa
																	Vinduesåbnere
																	HIPRON Salary
																	HIPRON Operation
																	HIPRON RS
																	HIPRON Organizational
																	HIPRON Bank Interest
																	External Income
	09-10-2018																PONA SEP
																	L&B SEP
309	189.792,61																L&B Rotary SEP
																	Chhimbu School
																	SEP
																	Chhimbu Toilet & Roof
																	CHLK School
																	Sagardanda School
																	SB Science Lab
																	SB PONA

Bilag Nr.	Dato	3.1 Projektrejse		3.2 Bundne Projektudgifter (Trust Funds)									3.3 HIPRON Admin.	3.4 Andre Projekter	3.5 Projekt regul.	3.6 Valuta regulering	forklaring
		3.1.1 Nepaleser	3.1.2 Dansker	3.2.1 PONA SEP	3.2.2 Chhumbu School	3.2.3 Chaula School	3.2.4 CHK School	3.2.5 BTF Factory	3.2.6 Jord-skælv	3.2.7 BTC & Agri	3.2.8 Bhakanje & Skærso	3.2.9 Sagardanda					
									-1.489,06								SB Health Post
																	HPF BTC
																	HP BTC & BTF
326	25-11-2018		536,00														AM Projektrejse
328	29-11-2018			3.040,45													PONA Scholarship
																	HIPRON Salary
																	HIPRON Operation
																	HIPRON RS
																	HIPRON Organizational
																	HIPRON Bank Interest
																	External Income
	17-12-2018			3.488,26													PONA SEP
				0,00													L&B SEP
340	48.899,94			2.927,37													L&B Rotary SEP
																	Chhumbu School
																	SEP
																	Chhumbu Toilet & Roof
																	CHLK School
																	Sagardanda School
																	SB Science Lab
																	SB PONA 1
																	SB PONA 2
																	SB Health Projects
																	HPF BTC
																	HP BTC & BTF
341	21-12-2018			3.500,00													PONA Scholarship
I ALT:		0	52.785	64.897	64.061	67.428	0	-2.614	16.732	39.229	116.233	89.858	133.986	2.485	-18,11	0,00	
		52.785		455.824									133.986	2.485	-18	0	645.062

PROJEKT-UDGIFT:

645.061,68

Administrative del:

186.770,79

Rejse, Løn & HIPRON

SPECIFICATION ON MEMBERS ACCOUNT

The Members Account is not placed in a Deposit Bank Account.

Therefore there is kept a specified account with Members Account Income and Expenses

Date	Voucher	Text	IN	OUT	Balance
01-01-15		Starting Balance			14.114,99
18-03-15	246	Carsten meilby	2.750,00		16.864,99
27-03-15	256	Gebyr		40,00	16.824,99
24-04-15	270	Bodil Kristensen	14.000,00		30.824,99
01-09-15	359	AM Lomborg		11.907,00	18.917,99
25-12-15	393	AM Lomborg	12.000,00		30.917,99
TOTAL 2015:			28.750,00	11.947,00	30.917,99
26-02-16	213	Wedding Present Samyam-Meilby		1.250,00	29.667,99
18-07-16	324	Leif & Bodil Kristensen		12.290,00	17.377,99
19-09-16	358	AM Lomborg		12.242,00	5.135,99
12-10-16	377	Bodil Kristensen	2.000,00		7.135,99
12-10-16	378	Leif Kristensen	5.000,00		12.135,99
30-11-16	387	Bodil Kristensen	4.000,00		16.135,99
03-12-16	390	Leif og Bodil rejsegodtgørelse		12.543,15	3.592,84
TOTAL 2016:			11.000,00	38.325,15	3.592,84
04-12-17	351	Bodil Kristensen	12.000,00		15.592,84
04-12-17	352	Leif Kristensen	10.000,00		25.592,84
11-12-17	363	Mie Kristensen	10.000,00		35.592,84
11-12-17	364	Thomas Kristensen	13.000,00		48.592,84
TOTAL 2017:			45.000,00	0,00	48.592,84
10-01-18	8	Lasse Buhl Jørgensaen	6.500,00		55.092,84
07-03-18	212	Leif & Bodil kristensen		21.912,00	33.180,84
07-03-18	213	Mie & Thomas Kristensen		22.628,00	10.552,84
09-03-18	224	Signe & Anne Buhl Jørgensen		6.402,72	4.150,12
20-07-18	260	AM Lomborg	8.000,00		12.150,12
16-08-18	273	AM Lomborg flybillet		7.011,00	5.139,12
01-10-18	297	AM Lomborg Visa		300,00	4.839,12
25-11-18	326	AM Lomborg Togbillet		536,00	4.303,12
18-12-18	336	Leif Kristensen	6.000,00		10.303,12
18-12-18	337	Bodil Kristensen	6.000,00		16.303,12
TOTAL 2018:			26.500,00	58.789,72	
Final Balance to be transferred for 1/1-2019 (TRUST FUNDS):					16.303,12

SPECIFICATION ON HOMEPAGE ACCOUNT

The PONA Homepage Account is not placed in a Deposit Bank Account.

Therefore there is kept a specified account with the Account Income and Expenses

Date	Voucher	Text	IN	OUT	Balance
01-01-2017		Starting Balance			0,00
01-05-2017	261	PONA Donation	34.027,78		34.027,78
12-09-2017	308	Gazelleweb		15.625,00	18.402,78
TOTAL 2017:			34.027,78	15.625,00	18.402,78
20-08-2018	275	PONA Donation	14.168,91		32.571,69
TOTAL 2018:			14.168,91	0,00	32.571,69
Final Balance to be transferred for 1/1-2019 (TRUST FUNDS):					32.571,69

Earthquake-donations without specific targets

The donations for this project are placed in two Specific Deposit Bank Account: Spar Nord 8500-4584855288 and 8500-4584855296

The expenses from those accounts are transferred to 8500-2651842339 when spent for Earthquake related projects.

Date	Voucher	Text	HP			Rate	NRS									
			IN	OUT	Balance	NRS/Kr	HIPRON			Sagar-Bhakanje			SD	CHK	Chhimbu	
							IN	OUT	Balance	Relief	Ground	Health	School	School	School	School
31-12-2015		Total Donation 2015	588.399		588.399				0							
10-05-2015		100 Relief Sacks			588.399			376.553	-376.553	376.553						
11-05-2015		Transport KTM to Phaplu			588.399			65.800	-442.353	65.800						
13-05-2015		TikaRam flight PPL-KTM			588.399			3.665	-446.018	3.665						
16-05-2015		Transport KTM to Phaplu			588.399			51.150	-497.168	51.150						
19-05-2015		Transport Phaplu to Junbesi			588.399			3.000	-500.168	3.000						
13-05-2015	304	Tarpaulins for Solu		150.000	438.399	14,86	2.229.000		1.728.832							
04-06-2015		1010 Tarpaulins			438.399			1.779.999	-51.167	1.779.999						
23-06-2015	327	Tarpaulins for Solu		4.542	433.857	14,80	67.222		16.055							
18-08-2015		100 Tarp transport KTM-PPL			433.857			9.000	7.055	9.000						
09-10-2015	377	Sagardanda til Skivehus RK		45.000	388.857				7.055							
09-10-2015	381	Sagardanda til HIPRON		19.218	369.638	15,61	300.000		307.055							
09-10-2015	381	Sagar-Bhakanje til HIPRON		19.218	350.420	15,61	300.000		607.055							
18-11-2015		Storing of material SB			350.420			35.800	571.255			13.800	22.000			
20-12-2015		SB School Soil cutting			350.420			250.000	321.255		250.000					
TOTAL 2015:			588.399	237.979	350.420		2.896.222	2.574.967	321.255	2.289.167	250.000	13.800	22.000	0	0	0
08-01-2016		SB School Soil cutting			350.420			100.000	221.255		100.000					
18-02-2016		SB School Soil cutting			350.420			100.000	121.255		100.000					
05-04-2016		SB School Soil cutting			350.420			200.000	-78.745		200.000					
05-04-2016	269	SB School Wall construction		76.298	274.122	16,10	1.228.400		1.149.655							
22-04-2016		SB Wall Cement			274.122			91.801	1.057.854		91.801					
		SB Wall Iron rod			274.122			173.727	884.127		173.727					
27-04-2016		Transport KTM-Bhandar			274.122			64.669	819.458		64.669					
06-05-2016		Transport Bhandar-Kenja			274.122			11.434	808.024		11.434					
25-05-2016		SB Wall Stone 15 pile			274.122			240.000	568.024		240.000					
01-06-2016		SB Wall Plastic			274.122			9.200	558.824		9.200					
01-06-2016		SB Wall Sand			274.122			23.400	535.424		23.400					
03-07-2016		Engineer Mapping			274.122			15.000	520.424		15.000					
04-08-2016		SB Wall Sand			274.122			47.560	472.864		47.560					
08-08-2016		SB Wall Gravel			274.122			34.800	438.064		34.800					
08-08-2016		SB Wall Tea for workers			274.122			3.200	434.864		3.200					
22-08-2016	341	SB School Wall construction		18.937	255.184	16,13	305.397		740.261							
		SB Wall Cement			255.184			71.200	669.061		71.200					
		SB Wall Iron rod			255.184			17.300	651.761		17.300					
26-08-2016		SB Wall Gravel			255.184			23.520	628.241		23.520					
		SB Wall Stone			255.184			205.000	423.241		205.000					
		SB Wall construction			255.184			100.000	323.241		100.000					
		SB Wall Mani Reconstruction			255.184			50.000	273.241		50.000					
14-09-2016		SB Wall Tax on materials			255.184			392	272.849		392					
03-10-2016		SB Wall Bricklayer			255.184			100.000	172.849		100.000					
12-10-2016	380	SB Wall KTM purchase		6.503	248.682		101.495		274.344							
		SB Wall extra stone		16.231	232.451	15,61	253.320		527.664							
		SB Wall Others		6.535	225.916		101.992		629.656							
17-11-2016		SB Wall work			225.916			100.000	529.656		100.000					
29-11-2016		SB Wall Concrete			225.916			148.420	381.236		148.420					
18-12-2017		SB Health Post		12.332	213.584	16,22	200.000		581.236							

Date	Voucher	Text	HP			Rate	NRS										
			IN	OUT	Balance		HIPRON			Sagar-Bhakanje				SD	CHK	Chhimbu	
						NRS/Kr	IN	OUT	Balance	Relief	Ground	Health	School	School	School	School	
30-12-2016	407	Regulation		-7.253	220.837	15,16	-109.980		471.256								
31-12-2016	Interne konto-bevægelse	Sagardanda School		18.515	202.322	15,16			471.256					280.687			
		Bhakanje RRN-building		17.583	184.739					471.256				266.558			
		Chhiringkharka School		44.179	140.560					471.256						669.753	
31-12-2016		Total DONATION 2016	30.500		171.060				471.256								
TOTAL 2016:			30.500	209.860		125,59	2.080.624	1.930.623		0	1.930.623	0	266.558	280.687	669.753	0	
17-02-2017	Intern kt.bev.	To SB Science Lab	24.425	24.425	171.060	15,28			471.256				373.214				
20-06-2017	Intern kt.bev.	Chhiringkharka School		20.481	150.579	15,42			471.256						315.814		
18-08-2017	297	From Earthquake IN	1.373		151.952				471.256								
30-09-2017	329	From Earthquake IN	743		152.695				471.256								
31-12-2017	Intern kt.bev.	Enkeltperson donationer	17.000		169.695				471.256								
31-12-2017	Intern kt.bev.	SB Science Lab		4.170	165.525	16,35			471.256				68.185				
31-12-2017	Intern kt.bev.	SB RRN-building		28.361	137.164	16,35			471.256				463.702				
TOTAL 2017:			43.541	77.437			0	0		0	0	0	905.101	0	315.814	0	
20-02-2018		SB Health Post			137.164			82.000	471.256			82.000					
29-03-2018		SB Health Post			137.164			10.800	460.456			10.800					
18-04-2018		SB Health Post			137.164			150.000	310.456			150.000					
08-05-2018		SB Health Post			137.164			1.213	309.243			1.213					
		SB Health Post			137.164			33.883	275.360			33.883					
		SB Health Post			137.164			26.570	248.790			26.570					
21-05-2018		SB Health Post			137.164			59.030	189.760			59.030					
20-06-2018		SB Health Post			137.164			2.000	187.760			2.000					
03-07-2018	258	SB Health Post		9.609	127.554	17,22	165.496		353.256								
20-07-2018	260	SB Health Post		10.316	117.238	17,13	176.725		529.981								
02-09-2018		SB Health Post			117.238			72.105	457.876			72.105					
09-10-2018	309	Chhimbu Cement		1.921	115.317	18,21	34.987		492.863								
		Chhimbu Iron		3.843	111.474		70.000		562.863								
		Chhimbu Local materials		7.687	103.787		140.000		702.863								
		Others		6.589	97.198		120.000		822.863								
		Transport		1.558	95.639		28.383		851.246								
		Labour		5.491	90.149		100.000		951.246								
30-10-2018		Chhimbu Roof materials			90.149		197.528	753.718							197.528		
16-11-2018		SB Health Post			90.149		31.250	722.468			31.250						
05-12-2018		Chhimbu skylight			90.149		67.885	654.583							67.885		
06-12-2018		Chhimbu Transport			90.149		17.000	637.583							17.000		
06-12-2018		SB Health Post			90.149		4.635	632.948			4.635						
17-12-2018	340	Chhimbu Iron		63	90.086	17,08	1.079		634.027								
		Chhimbu Local materials		2.436	87.650		41.600		675.627								
14-12-2018		Chhimbu iron rod			87.650		65.950	609.677							65.950		
17-12-2018		Chhimbu Local materials			87.650		181.600	428.077							181.600		
19-12-2018		Chhimbu transportation			87.650		5.128	422.949							5.128		
19-12-2018		Chhimbu pipes			87.650		9.725	413.224							9.725		
21-12-2018	Intern kt.bev.	Sagardanda School		5.136,91	82.513				413.224								
TOTAL 2018:			0	54.650	2018		878.270	1.018.302	2018	0	0	473.486	0	0	0	544.816	

Total Project Account on Earthquake Relief: **662.440** **579.927** **TOTAL** **5.855.116** **5.523.892** **TOTAL** **2.289.167** **2.180.623** **487.286** **1.193.659** **280.687** **985.567** **544.816**

Balance on Account (TRUST FUNDS): **82.513** **413.224** **7.961.805**

PONA FOUNDATION PROGRAM ACCOUNT

The donations for this project are not placed in a Specific Deposit Bank Account, therefore there is kept a specified account with Bhakanje PONA-SEP.

Date	Voucher	Text	DKR							Rate	NRS				
			OUT	PONA OUT	HP			HP Sch IN	Balance		HIPRON				
					IN	ADM	OUT				IN	OUT	Balance		
01-01-2018		Starting Balance													6.208
23-01-2018		Lhakpa Salary 16.Nov-15.Jan												6.000	208
15-02-2018		Anil Pandey Lodging and food												25.000	-24.792
21-02-2018		Nuru jangbu Salary 16.Nov - 15.Feb												13.080	-37.872
24-02-2018		One-year scholarship Dec-Feb												27.000	-64.872
24-02-2018		One-year Sch bank charge 10%												2.700	-67.572
26-02-2018		Anil Transport and food												3.000	-70.572
09-03-2018	224	A: Student teacher awareness					466	158.038						8.000	-62.572
		B: Teacher Training					8.492	149.545						145.900	83.328
		D: Nuru Jangbu Salary					2.757	146.788						47.372	130.700
		E: One-year scholarship					2.369	144.419						40.700	171.400
		G: Lhakpa Salary					698	143.720						12.000	183.400
16-03-2018		Anil Training February 18						143.720						84.023	99.377
20-04-2018		Mattress for Nursery Class transport						143.720						1.200	98.177
18-05-2018		Anil Teacher training May-June 18						143.720						28.000	70.177
13-06-2018		Om Prakash salary 16.04-15.06						143.720						50.000	20.177
14-06-2018		Lodge, food, transport to Yog Lal						143.720						3.785	16.392
17-06-2018		Bed Nidi salary 16.04-15.06						143.720						6.000	10.392
		1-year scholarship - 9 students						143.720						36.000	-25.608
		10% service charge women bank							143.720					3.600	-29.208
		Nuru Jangbu salary 16.02-15.06							143.720					20.000	-49.208
		Lhakpa salary 16.01-15.06							143.720					15.000	-64.208
04-07-2018	258	Teacher Training					8.331	135.390						143.473	79.265
		Teacher Salaries					6.375	129.015						109.785	189.050
		One-year scholarship					1.661	127.354						28.600	217.650
		Equipment					70	127.285						1.200	218.850
		Lhakpa Salary					523	126.762						9.000	227.850
11-07-2018		Om Prakash salary 16.06-15.07						126.762					25.000	202.850	
		Yog Lal salary 16.06-15.07						126.762					25.000	177.850	
12-07-2018		Anil teacher training May-June 18						126.762						152.823	25.027
		Lhakpa salary 16.06-15-07						126.762						3.000	22.027
		Bed Nidi salary 16.06-15.07							126.762					3.000	19.027
		Nuru Jangbu Salary 16.06-15.07							126.762					5.000	14.027
		1-year scholarship july18 - 9 students							126.762					9.000	5.027
		10% service charge women bank							126.762					900	4.127
20-07-2018	260	Teacher training					203	126.559						3.473	7.600
		Teacher salaries					-379	126.939						-6.500	1.100
		One year Scholarship					-64	127.003						-1.100	-0
		Equipment					207	126.796						3.545	3.545
20-08-2018	275	PONA Donation	104.283	90.681	13.602			217.477							3.545
17-08-2018		Lhakpa Salary 16.07-15.08						217.477						3.000	545
		Yoglal Salary 16.07-15.08							217.477					25.000	-24.455
		Om Prakash Salary 16.07-15.08							217.477					31.500	-55.955
09-10-2018	309	Teacher training					6.924	210.554						126.100	70.145
		Teachers Reward					824	209.730						15.000	85.145
		Nuru Jangbu Terminated					-439	210.169						-8.000	77.145
		Students Reward					1.647	208.522						30.000	107.145
		One-Year Scholarship					2.663	205.859						48.500	155.645
		Lhakpa Salary					824	205.035						15.000	170.645
		Bed Nidhi Salary					824	204.212						15.000	185.645
		Om Prakash Salary					8.648	195.564						157.500	343.145
Yog Lal salary					8.373	187.191						152.500	495.645		
05-09-2018		Bed Nidhi Salary 16-07 - 15-09						187.191					6.000	489.645	
09-09-2018		Lhakpa salary 16-08-15-09						187.191					3.000	486.645	
10-09-2018		One-year scholarship 16-08 - 15-09						187.191					10.000	476.645	
		10% Service charge to bank						187.191					1.000	475.645	
21-09-2018		1-year scholarship 01-08 - 30-09						187.191					4.000	471.645	
24-09-2018		Yoglal Gautam salary 16-08-15-09						187.191					25.000	446.645	
		1-year scholarship 01-08 - 30-09						187.191					2.000	444.645	
25-09-2018		Om Prakash salary 16-08 - 15-09						187.191					31.500	413.145	
09-10-2018		Insurance teachers 10-10-18 - 09-10-19						187.191					13.730	399.415	
12-10-2018		Yoglal salary 16-09 - 15-10 + Dashain						187.191					63.000	336.415	
14-10-2018		Lhakpa Salary 16-09 - 15-10 + Dashain						187.191					6.000	330.415	
		Om Prakash Salary 16-09 - 15-10 + D						187.191					63.000	267.415	
27-10-2018		Bed Nidhi Salary 16-09 - 15-11 + D						187.191					9.000	258.415	
31-10-2018		527-Sona Phuti 1-year scholarship						187.191					3.000	255.415	
14-11-2018		Lhakpa Salary 16-10 - 15-11						187.191					3.000	252.415	
16-11-2018		Teachers Reward						187.191					26.000	226.415	
		Students Reward						187.191					13.000	213.415	
29-11-2018	328	619-Krishan Basnet					1.400	185.791	1.400						213.415
		295-Renuka Bhujel migrated to Malta					-760	186.550	-760						213.415
		609-Nigma Lhamu Lama					2.400	184.150	2.400						213.415

Date	Voucher	Text	DKR							Rate	NRS			
			OUT	PONA OUT	HP			Balance	HP Sch IN	NRS/Kr	HIPRON			
					IN	ADM	OUT				IN	OUT	Balance	
06-12-2018		Om Prakash 16-10 - 15-11						184.150					31.500	181.915
		Yog Lal 16-10 - 15-11						184.150					31.500	150.415
		Anil teacher training Sept-Oct						184.150					127.650	22.765
17-12-2018	340	Teacher training					91	184.060		17,08		1.550		24.315
		Teachers Reward					1.448	182.612				24.730		49.045
		Students Reward					-995	183.607				-17.000		32.045
		One-Year Scholarship					-1.095	184.702				-18.700		13.345
		Lhakpa Salary					176	184.526				3.000		16.345
		Bed Nidhi Kafle salary					176	184.351				3.000		19.345
		Om Prakash Karki Salary					1.844	182.506				31.500		50.845
21-12-2018	341	Yog Lal Gautam				1.844	180.662				31.500		82.345	
21-12-2018	341	356-Rinji Sherpa scholarship				3.500	177.162	3.500					82.345	
19-12-2018		Om Prakash 16-11 - 15-12					177.162						31.500	50.845
20-12-2018		Lhakpa salary 16-11 - 15-12					177.162						3.000	47.845
20-12-2018		Yog Lal salary 16-11 - 15-12					177.162						31.500	16.345
29-12-2018		514 Dawa Tenji 1-year scholarship					177.162						1.000	15.345
Total 2018:			0	104.283	90.681	13.602	72.022		6.540		1.156.628	1.147.491		

Balance on Account (TRUST FUNDS): DKR

177.162

NRS

15.345

Total paid by HIPRON for PONA-SEP:

1.147.491

Bhakanje SEP by Leif & Bodil

Date	Voucher	Text	DKR					Rate	NRS		
			PONA OUT	IN	ADM	HP OUT	Balance	NRS/Kr	IN	OUT	Balance
17-12-2015	389	Welcome Security		15.000			15.000				0
TOTAL 2015:				15.000			15.000				0
19-07-2016	325	Bodil donation		12.000			27.000				0
		Leif donation		3.000			30.000				0
30-09-2016		PONA transfer	15.000	15.000			45.000				0
30-09-2016	368	Computer equipment				1.924	43.076				0
12-10-2016	379	Returned from Leif				-1.219	44.295				0
12-10-2016	380	Transfer for HIPRON				29.295	15.000	15,61	457.223		457.223
19-10-2016		Midas E-class					15.000			13.100	444.123
		Teachers Guide					15.000			6.853	437.270
20-10-2016		Ekta Book Shop					15.000			54.436	382.834
21-10-2016		Kathalaya Book Shop					15.000			47.462	335.372
23-10-2016		Transp KTM-Gumdel					15.000			5.000	330.372
		Nuru Tundu support					15.000			3.000	327.372
		Espace Android Tabl					15.000			15.600	311.772
24-10-2016		Sonamai projector					15.000			31.334	280.438
25-10-2016		Megatech install					15.000			13.450	266.988
04-11-2016		Porter Bhandar-Bhak					15.000			3.000	263.988
16-11-2016		Porter Gumdel-Bhak					15.000			2.000	261.988
22-11-2016		Science Books 8,9,10					15.000			1.270	260.718
03-12-2016	391	MacBook batterier				1.170	13.830				260.718
22-12-2016	400	Welcome Security		15.000			28.830				260.718
30-12-2016	407	Taken back				-17.195	46.025	15,16	-260.718		0
TOTAL 2016:			15.000	45.000	0	13.975	46.025		196.505	196.505	0
06-01-2017		Til HIPRON Adm		-2.250	2.250		43.775				0
01-09-2017		Science Books					43.775			3.521	-3.521
10-10-2017		Stationaries					43.775			3.210	-6.731
10-10-2017		Science Eq					43.775			825	-7.556
15-10-2017	344	Science Books				827	42.947	16,34	13.521		5.965
		Science Equipment				3.722	39.225		60.825		66.790
		Computer equipment				12.239	26.986		200.000		266.790
		Software				1.689	25.297		27.600		294.390
		Stationaries				4.480	20.817		73.210		367.600
		Salaries				4.590	16.227		75.000		442.600
		Transportation				918	15.310	15.000		457.600	
740629	62	Internet device					15.310			5.900	451.700

Date	Voucher	Text	DKR					Rate	NRS		
			PONA OUT	IN	ADM	HP OUT	Balance		NRS/Kr	IN	OUT
740701	66	Teaching Materials					15.310			6.570	445.130
740701	67	Science Equipment					15.310			1.855	443.275
740705	74	Mac Windows setup					15.310			15.850	427.425
740705	74	Pendrive, mouse					15.310			5.035	422.390
740631	75	Science Books Kenja					15.310			2.363	420.027
740631	75	Science Books Chhim					15.310			3.958	416.069
740631	75	Science Books Orale					15.310			704	415.365
740707	76	Transportation					15.310			15.000	400.365
740706	82	Science Equipment					15.310			38.959	361.406
740706	82	Science Equipment					15.310			26.645	334.761
740706	82	Science Equipment					15.310			61.922	272.839
740706	82	Science Equipment					15.310			3.774	269.065
740703	94	Teachers Lunch					15.310			5.820	263.245
740703	94	Teachers Lunch					15.310			3.535	259.710
04-12-2017		Chirag salary					15.310			55.000	204.710
06-12-2017	360	Chirag in Sete				403	14.906				204.710
06-12-2017	362	Udlæg af L&B				5.666	9.240				204.710
11-12-2017	366	Udlæg af L&B				500	8.740				204.710
18-12-2017	374	Science Books				-184	8.924	16,22	-2.976		201.734
		Science Equipment				4.511	4.413		73.155		274.889
		Computer equipment				-11.529	15.942		-186.965		87.924
		Software				-725	16.666		-11.750		76.174
		Stationaries				-2.678	19.344		-43.430		32.744
		Salaries				-656	20.001		-10.645		22.099
19-12-2017		3G data card					20.001		2.100	19.999	
27-12-2017		Loudspeaker for SD					20.001		8.500	11.499	
28-12-2017		Stationaries for SD					20.001		15.935	-4.436	
TOTAL 2017:			0	-2.250	2.250	23.774			282.545	286.981	
09-03-2018	224	Stationaries				258	19.742	17,18	4.435		-1
10-05-2018		Internet device rechar					19.742			2.100	-2.101
04-07-2018	258	Internet device rechar				122	19.620	17,22	2.100		-1
TOTAL 2018:			0	0	0	380			6.535	2.100	
Total Project Account on L&B-SEP:			15.000	57.750	2.250	38.130			485.585	485.586	
Balance on Account (TRUST FUNDS):						19.620					0

Chhiringkharka SEP by Leif & Bodil

The donations for this project are not placed in a Specific Deposit Bank Account. Therefore there is kept a specified account with Bhakanje School Empowerment (L&B-SEP)

Date	Voucher	Text	L&B				Rate	NRS			Educ. Material	MIDAS	Printer	Sound	Laptop	Play ground	Transport	
			OUT	IN	ADM	OUT		Balance	NRS/Kr	IN								OUT
740624	55	Midas							27.600	-27.600		27.600						
740629	60	Cartridge							2.400	-30.000			2.400					
740701	63	Midas							10.000	-40.000		10.000						
740701	63	Midas							1.500	-41.500		1.500						
740701	64	Nepali Books							6.880	-48.380	6.880							
740701	64	Nepali Books							1.920	-50.300	1.920							
740701	64	Library Bag							3.955	-54.255	3.955							
740629	74	3 laptop & Sound							147.605	-201.860				9.605	138.000			
740629	74	Printer, Scanner, Scr							32.996	-234.856			32.996					
740631	75	Pen & Chart Paper							4.771	-239.627	4.771							
740631	75	Copies							31.320	-270.947	31.320							
740631	75	Pencil							4.500	-275.447	4.500							
740631	75	Index file & duster							3.627	-279.074	3.627							
740631	75	Schetch & Marker							4.671	-283.745	4.671							
740631	75	White Board							4.455	-288.200	4.455							
740631	75	White Board							4.455	-292.655	4.455							
740631	75	White Board							4.455	-297.110	4.455							
740631	75	White Board							4.455	-301.565	4.455							
740706	82	Music instruments							8.277	-309.842	8.277							
740810	83	Transport							20.000	-329.842							20.000	
18-12-2017	374	Educational Materials				5.410	-5.410	16,22	87.741	-242.101								
		Midas				2.411	-7.821		39.100	-203.001								
		Printer, Scanner, Scr				2.183	-10.004		35.396	-167.605								
		Sound System				592	-10.596		9.605	-158.000								
		Computers				8.509	-19.105		138.000	-20.000								
		Transportation				1.233	-20.339		20.000	0								
TOTAL 2017:			0	0	0	20.339	-20.339	16,22	329.842	329.842	0	87.741	39.100	35.396	9.605	138.000	0	20.000
09-03-2018		Transfer from Leif	23.133				-20.339		395.002	395.002								
09-03-2018	224	Educational Materials				5.535	-14.804	17,18	-95.086	299.916								
		Midas				2.276	-12.528		-39.100	260.816								
		Printer mm				1.159	-11.369		-19.915	240.901								
		Sound System				559	-10.810		-9.605	231.296								
		Computers				8.506	-2.304		-146.136	85.160								
		Transportation				1.164	-1.140		-20.000	65.160								
20-03-2018		Water purifier				-1.140			11.600	53.560	11.600							
24-03-2018		Transport				-1.140			5.000	48.560						5.000		
04-07-2018	258	Water purifier				674	-1.813	17,22	11.600	60.160								
		Transport				290	-2.104		5.000	65.160								
		Return playground				-3.783	1.680		-65.160	-0								
09-10-2018	309	Midas				2.745	-1.065	18,21	50.000	50.000								
17-12-2018	340	Playground				2.927	-3.993	17,08	50.000	100.000								
TOTAL 2018			23.133	19.199	0	2.853			116.600	16.600	11.600	0	0	0	0	0	5.000	

Total Project Account on L&B-SEP: **23.133** **19.199** **0** **23.192**

446.442 **346.442**

In DKR:	6.126	2.411	2.183	592	8.509	0	1.542
Original Budget 2017:	10.000	3.000	1.500	1.500	9.000	3.000	3.000
Remaining Budget 2017:	3.874	589	-683	908	491	3.000	1.458
Revised Budget 2018: 40.000	19.000	3.000	1.500	1.500	9.000	3.000	3.000
Remaining Budget 2018:	12.874	589	-683	908	491	3.000	1.458

Balance on Account (TRUST FUNDS): **-3.993**

100.000

Chhimbu Primary School (CPS)

The donations for this project are not placed in a Specific Deposit Bank Account.

Therefore there is kept a specified account with Chhimbu Primary School (CPS)

Date	Voucher	Text	DKR					Rate	NRS			Chhimbu IN		
			OUT	PONA OUT	IN	HP ADM	OUT	Balance	NRS/Kr	IN	OUT		Balance	
01-01-2018		Starting Balance						51.265				0		
20-07-2018	260	Salaries Apr18-Oct18					14.664	36.601	17,13	251.216		251.216		
		Student stationaries					2.335	34.266		40.000		291.216		
		Office stationaries						292		33.974	5.000		296.216	
		Meeting & Travel						233		33.741	4.000		300.216	
		Maintenance						876		32.865	15.000		315.216	
		Others						350		32.515	6.000		321.216	
		Remaining balance						-1.221		33.736	-20.915		300.301	
20-08-2018	275	PONA Donation		45.624	39.673	5.951		73.409				300.301		
04-09-2018		Jangbu 16-04 - 15-09						73.409			119.440	180.861	119.440	
		Kanchhi 16-04 - 15-09						73.409			50.000	130.861	50.000	
		Serkini 16-04 - 15-09						73.409			10.000	120.861	10.000	
09-10-2018	309	Salaries					1.970	71.438	18,21	35.888		156.749		
		Extra Balance					1.148	70.290		20.915		177.664		
		Roof materials					16.472	53.818		300.000		477.664		
						1.558	52.259		28.383		506.047			
14-10-2018		Kanchhi 16-09 - 15-10					52.259			20.000	486.047	20.000		
30-10-2018		Roof Sheets					52.259			197.528	288.519			
13-11-2018		Jangbu 16-09 - 15-10						52.259			47.776	240.743	47.776	
		Serkini 16-09 - 15-10						52.259			4.000	236.743	4.000	
20-11-2018		Transportation Roof						52.259			10.000	226.743		
		Stationaries						52.259			21.985	204.758	21.985	
		Balance						52.259			-21.985	226.743	-21.985	
05-12-2018		Skylight 29 sheets						52.259			67.885	158.858		

Date	Voucher	Text	DKR					Rate	NRS			Chhimbu IN		
			OUT	PONA OUT	IN	HP ADM OUT		Balance	NRS/Kr	IN	OUT		Balance	
06-12-2018		Serkini 16-10 - 15-12						52.259			4.000	154.858	4.000	
		Kanchhi 16-10 - 15-12						52.259			20.000	134.858	20.000	
		Jangbu 16-10 - 15-12						52.259			47.776	87.082	47.776	
		Stationaries						52.259			8.160	78.922	8.160	
		Other Bills						52.259			2.300	76.622	2.300	
		Transportation						52.259			17.000	59.622		
17-12-2018	340	Salaries					2.101	50.158	17,08	35.888		95.510		
		Student Stationaries					-1.571	51.730		-26.840		68.670		
		Maintenance					-585	52.315		-10.000		58.670		
		Others					-41	52.356		-700		57.970		
		Roof materials					-2.025	54.381		-34.587		23.383		
14-12-2018		Cement					54.381			23.300	83			
Total 2018:			0	45.624	39.673	5.951	36.557			649.248	649.165		333.452	
											Spent for Roof construction:	315.713		
Balance on Account (TRUST FUNDS):												54.381		83

Date	Voucher	Text	HP				Rate	NRS														
			IN	ADM	OUT	Balance		NRS/Kr	HIPRON			Store	Sand	Stone	Wood	Brick	Carpent	Cement	Iron & Pipes	Roof Material	Other	Transport
							IN	OUT	Balance	Dil Bhd	Surya	Suraj	Indra		Chet							
		Sand Contract			-1.742	100.708		-30.000	356.670													
		Carpenter			-6.479	107.188		-111.590	245.080													
11-07-2018		Sand				107.188		45.000	200.080		45.000											
		Gravel				107.188		54.000	146.080			54.000										
		Transport				107.188		37.000	109.080												37.000	
		Cement				107.188		180.000	-70.920								180.000					
		Cement og June				107.188		18.000	-88.920								18.000					
		Window glass 92 pcs				107.188		11.730	-100.650												11.730	
20-07-2018	260	Cement			1.191	105.997		20.400	-80.250													
		Local Transport			540	105.457		9.250	-71.000													
		Others			-1.735	107.192		-29.730	-100.730													
		Sand contractor			2.627	104.565		45.000	-55.730													
		Gravel contractor			3.152	101.413		54.000	-1.730													
		Carpenter			6.514	94.899		111.590	109.860													
01-09-2018		Cement 6 sacks				94.215			111.510							10.080						
		1236 tin Sand				94.215			123.600	-12.090		123.600										
		Nails				94.215			1.150	-13.240										1.150		
09-10-2018	309	Cement			553	93.661		10.080	-3.160													
		Sand contractor			6.786	86.875		123.600	120.440													
		Cement plastering			9.920	76.955		180.675	301.115													
		Nails			63	76.891		1.150	302.265													
18-11-2018		Carpenter				76.891		100.000	202.265						100.000							
		Kable: Plastering				76.891			100.675	101.590					100.675							
05-12-2018		Dil Bhd last payment				76.891		10.000	91.590	10.000												
17-12-2018	340	Kable last payment				76.891		80.000	11.590					80.000								
		Iron and pipes			1.756	75.135		30.000	41.590													
		Carpenter			-679	75.814		-11.590	30.000													
		Others			1.171	74.643		20.000	50.000													
TOTAL 2018:			0	0	67.428	74.643		1.175.729	1.425.682		60.000	179.575	54.000	39.500	186.115	500.000	265.032	32.380	7.710	47.410	53.960	

Total Project Account 2015-2018: **593.399** **61.250** **518.756** **7.555.547** **7.505.547** **300.000** **562.187** **1.343.953** **929.372** **1.422.558** **700.000** **557.654** **494.552** **565.319** **252.904** **377.048**

Balance on Account (TRUST FUNDS): **74.643** **50.000** **Total Paid:** **7.505.547**

Budget by April 2016: **8.478.911** **765.356** **180.000** **350.388** **1.218.404** **1.402.368** **1.197.804** **817.370** **567.069** **545.996** **688.130** **178.433** **567.593**

Remaining Budget by 01-01-2019: **898.893** **690.885** **-120.000** **-211.799** **-125.549** **472.996** **-224.754** **117.370** **9.415** **51.444** **122.811** **-74.471** **190.545**

BHAKANJE TEA COOPERATIVE (BTC)

The donations for this project are not placed in a Specific Deposit Bank Account.

Therefore there is kept a specified account with Bhakanje Tea Cooperative (BTC)

Date	Voucher	Text						Rate	NRS			BTC IN
			HPF OUT	IN	ADM	HP OUT	Balance	NRS/Kr	IN	HIPRON OUT	Balance	
14-12-2015	388	HPF - Fase 1	150.000	127.500	22.500		127.500				0	
15-12-2016		Toner Refill					127.500			1.300	-1.300	
TOTAL 2015:			150.000	127.500	22.500	0	127.500		0	1.300	-1.300	0
16-02-2016		Lhakpa Nov-Jan					127.500			15.000	-16.300	15.000
05-04-2016	269	Lhakpa Nov-April				1.863	125.637	16,10	30.000		13.700	
		Purchase Land			6.878	118.759	110.765			124.465		
		Toner Refill			-81	118.839	1.300			125.765		
12-04-2016		Purchase Land				118.839			110.765	15.000	110.765	
26-05-2016		Survey Report print			-200		119.039			3.215	11.785	
22-08-2016	341	Training				7.336	111.703	16,13	118.300		130.085	
26-08-2016		Training April					111.703			107.820	22.265	
30-08-2016		Lhakpa Feb-July					111.703			30.000	-7.735	30.000
07-09-2016	347	Tea Scales				435	111.268				-7.735	
26-09-2016	366	Tea Day - HPF	20.000	20.000			131.268				-7.735	
12-10-2016		Lhakpa Aug-Dec				2.883	128.385	15,61	45.000		37.265	
		Training April				-671	129.057		-10.480		26.785	
		Bhakanje Tea Day				19.221	109.835		300.000		326.785	
23-10-2016		Transp KTM Equipm					109.835			1.500	325.285	
		Transp KTM-Gumdel					109.835			5.000	320.285	
		Nuru Tundu support					109.835			3.000	317.285	
27-10-2016		Ganga Rai Equipm				109.835			91.050	226.235		
07-11-2016		8 prices for best tea					109.835			24.000	202.235	
		Perch buy tea samples					109.835			3.630	198.605	
08-11-2016		Himal FM allowance					109.835			4.500	194.105	
		Himal FM lodge					109.835			1.860	192.245	
10-11-2016		Bhakanje WG lunch					109.835			65.000	127.245	
		Bhakanje Youth Club					109.835			20.000	107.245	
11-11-2016		Lhakpa Aug-Oct+Dasha					109.835			20.000	87.245	20.000
11-11-2016		Danu food for BTC					109.835			4.500	82.745	
16-11-2016		Porter Gumdel-Bhakanje					109.835			2.000	80.745	

Date	Voucher	Text						Rate	NRS			
			HPF OUT	IN	ADM	HP OUT	Balance	NRS/Kr	IN	HIPRON OUT	Balance	BTC IN
22-11-2016		Ganga Rai Travel comp					109.835			17.000	63.745	
30-12-2016	407	Remain amount Tea Day				-3.757	113.592	15,16	-56.960		6.785	
		Regulation				-447	114.039		-6.785		0	
30-12-2016	408	Lhakpa salary Jan-May				1.649	112.390	15,16	25.000		25.000	
		Lhakpa giving training				1.979	110.412		30.000		55.000	
TOTAL 2016:			20.000	20.000	-280	37.369	110.412		586.140	529.840	55.000	175.765
		Lhakpa Salary Nov-Jan					110.412			15.000	40.000	15.000
		Lhakpa giving training					110.412			29.910	10.090	29.910
15-05-2017	271	Lhakpa Salary Jun-Jul				652	109.760	15,34	10.000		20.090	
		Lhakpa training				-6	109.766		-90		20.000	
03-07-2017		Lhakpa Salary Feb-June					109.766			20.000	0	20.000
19-07-2017	294	Lhakpa Salary July				312	109.453	16,00	5.000		5.000	
01-09-2017		Survey stationary & Eq.					109.453			28.065	-23.065	
16-10-2017	344	Lhakpa Salary				1.224	108.230	16,34	20.000		-3.065	
		Training				1.224	107.006		20.000		16.935	
		Survey				5.695	101.311		93.065		110.000	
		Tea day				612	100.699		10.000		120.000	
09-11-2017		Bhakanje Tea Day				100.699			8.017	111.983		
11-11-2017		Subita Thami Surveyor				100.699			26.000	85.983		
11-11-2017		Lhakpa Chhirri Surveyor				100.699			38.000	47.983		
12-11-2017		Lunch for farmers				100.699			3.680	44.303		
29-11-2017		Escavator for Tea land				100.699			197.600	-153.297	197.600	
14-12-2017		Lhakpa Salary Jul-Nov				100.699			25.000	-178.297	25.000	
18-12-2017	374	Lhakpa Salary				308	100.390	16,22	5.000		-173.297	
		Training				-1.233	101.624		-20.000		-193.297	
		Survey				-62	101.685		-1.000		-194.297	
		Escavator for Tea land				12.184	89.501		197.600		3.303	
		Tea Day				105	89.396		1.697		5.000	
TOTAL 2017:			0	0	0	21.016			341.272	391.272		287.510
25-01-2018		Training Stationaries				89.396			11.105	-6.105		
26-02-2018		BTC Training				89.396			60.000	-66.105		
26-02-2018		Lhakpa Salary				89.396			15.000	-81.105		
04-03-2018	205	pH & Moist meter				345	89.051				-81.105	
04-03-2018	206	Thermometer & Water				1.366	87.685				-81.105	

Date	Voucher	Text						Rate	NRS			BTC IN
			HPF OUT	IN	HP		Balance	NRS/Kr	HIPRON		Balance	
					ADM	OUT			IN	OUT		
12-03-2018	219	Thermometer				613	87.072				-81.105	
09-03-2018	224	Lhakpa Salary back				-291	87.363	17,18	-5.000		-86.105	
16-03-2018		Weather Booklet					87.363			14.000	-100.105	
22-03-2018		Sealer & weight					87.363			12.650	-112.755	
23-03-2018		Tea cups and set					87.363			3.460	-116.215	
28-03-2018		Lunch on Tea day					87.363			4.440	-120.655	
02-04-2018		Soil sampler					87.363			4.400	-125.055	
18-04-2018		pH test lab					87.363			420	-125.475	
12-06-2018		Lhakpa Salary					87.363			20.000	-145.475	
04-07-2018	258	Lhakpa Salary				2.323	85.041	17,22	40.000		-105.475	
		Training				4.129	80.912		71.105		-34.370	
		Booklet & Soil Test				2.286	78.626		39.370		5.000	
12-07-2018		Lhakpa 16.06-15.07				78.626			5.000	-0		
26-07-2018		Tea testing					78.626			1.000	-1.000	
17-08-2018		Lhakpa 16.07-15.08					78.626			5.000	-6.000	
20-08-2018		Lhakpa transport					78.626			3.000	-9.000	
09-09-2018		Lhakpa 16-08 - 15-09					78.626			5.000	-14.000	
		Tea from Ang Dawa					78.626			1.700	-15.700	
09-10-2018	309	Lhakpa Salary				1.373	77.254	18,21	25.000		9.300	
14-10-2018		Lhakpa 16-09 - 15-10					77.254			10.000	-700	
06-12-2018		Lhakpa 16-10 - 15-12					77.254			10.000	-10.700	
17-12-2018	340	Lhakpa Salary				293	76.961	17,08	5.000		-5.700	
TOTAL 2018:			0	0	0	12.435			175.475	186.175		0

Total Project Account 2015-2018: **170.000** **147.500** **22.220** **70.820** **1.102.887** **1.108.587** **463.275**

Balance on Account (TRUST FUNDS): **76.961** DKR **-5.700**

Loan Commitment Letter to BTC to support BCE: 76.471 17,00 1.300.000

Four months salary for Manager Lhakpa Chhirri: 20.000 Rs 1.176

Amount available for BTC running and Training: **-686** DKR

Subaccount of Tea Day by Perch 2016: 20.000 20.000 0 15.900 4.100 243.040 243.040 0

Subaccount of Tea Day by Perch 2017: 0 0 0 721 3.379 11.697 11.697 0

BHAKANJE TEA FACTORY (BTF)

The donations for this project are not placed in a Deposit Bank Account.

Therefore there is kept a specified account with Chhiringkharka School Construction

Date	Voucher	Text	DKR					Rate	NRS								
			PONA OUT	HPF OUT	IN	ADM	HP OUT		Balance	NRS/Kr	HIPRON			IN			
									IN	OUT	Balance	DaSarki	Sandwich	Materials	Others	Transport	
29-11-2017		Escavator HPF					0	16,22		197.600	-197.600	197.600					
29-11-2017		Escavator HP					0	16,22		197.600	-395.200	197.600					
18-12-2017	374	Escavator from BTC			12.184		12.184				-395.200						
		Escavator via HP					12.184	0	16,22	197.600	-197.600						
		Escavator HP					12.184	-12.184	16,22	197.600	0						
Total 2017:			0	0	12.184	0	24.369	-12.184		395.200	395.200	0	395.200	0	0	0	0
15-06-2018		Gururaj BK Survey					-12.184			10.917	-10.917		10.917				
04-07-2018	258	Gururaj BK Survey					634	-12.818	17,22	10.917	0						
20-08-2018	275	PONA Donation	488.828		444.389	44.439		431.570			0						
25-09-2018	290	HPF donation		50.000	45.455	4.545		477.025			0						
09-10-2018	309	Sandwich Home					8.236	468.789	18,21	150.000	150.000						
		Nuru Tundu - Hinges					1.098	467.691		20.000	170.000						
		Water Tank and Pipes					2.745	464.945		50.000	220.000						
		Reserve Fund					5.491	459.455		100.000	320.000						
03-10-2018		Water Tank					459.455			22.000	298.000			22.000			
		Transport					459.455			10.000	288.000					10.000	
		Lu You					459.455			2.000	286.000			2.000			
12-10-2018		Nuru Tundu - Hinges					459.455			15.000	271.000			15.000			
07-11-2018		Cement & Rod Transp					459.455			15.500	255.500					15.500	
12-11-2018		Workers Dinner Goat					459.455			20.000	235.500				20.000		
16-11-2018		Rice etc					459.455			4.360	231.140				4.360		
06-12-2018		Hardware					459.455			24.920	206.220			24.920			
		BTE Constitution					459.455			13.400	192.820				13.400		
17-12-2018	340	Sandwich Home					-8.782	468.237	17,08	-150.000	42.820						
		Nuru Tundu Hinges					-293	468.530		-5.000	37.820						
		Water Tank and Pipes					3.044	465.485		52.000	89.820						
		Small equipmen & trans					907	464.578		15.500	105.320						
		Others				2.499	462.079		42.680	148.000							
19-12-2018		Pipes for sanitary compl					462.079			11.260	136.740			11.260			
24-12-2018		BTC constitution					462.079			690	136.050				690		
15-12-2018		BTC Registration Fee					462.079			1.000	135.050				1.000		
Total 2018:			488.828	50.000	489.843	48.984	15.580	462.079		286.097	151.047	135.050	0	10.917	75.180	39.450	25.500
Total Project Account BTF 2017-2018:			488.828	50.000	502.028	48.984	39.949			681.297	546.247		395.200	10.917	75.180	39.450	25.500

SAGAR-BHAKANJE SCHOOL CONSTRUCTION ACCOUNT by ROTARY CLUB of NORTHBRIDGE

Date	Voucher	Text	AUD	DKR	DKR			Rate	NRS														
			RC-SN	SH-RK	IN	HP	Balance	NRS/Kr	HIPRON			Rotary Club of Kathmandu			Labour	Concrete	Iron & Pipe	Wood	Others	Transport			
			OUT	OUT					IN	OUT	Balance	IN	OUT	Balance									
05-04-2016		Starting Balance					0																
05-04-2016	269	Extra Wood				9.315	-9.315	16,10	150.000		150.000												
27-06-2016		Sand					-9.315				141.780					141.780							
04-07-2016		EQ, drill, barrow, glove					-9.315				29.504											29.504	
22-08-2016	341	Sand				12.144	-21.459	16,13	195.840		174.556												
		Gravel				3.100	-24.559		50.000		224.556												
		Wood				12.216	-36.775		197.000		421.556												
		EQ, drill, barrow, glove				1.830	-38.604		29.504		451.060												
26-08-2016		Wood				-38.604			150.445	300.615											150.445		
12-10-2016	380	HIPRON Purchase				54.526	-93.131	15,61	851.023		1.151.638												
		Sand & Gravel			3.464	-89.667	-54.060			1.097.578													
		Bricklayer				12.814	-102.481		200.000		1.297.578												
23-10-2016		Transfer from RC-SN	9.478			-102.481	80,41			1.297.578	762.137			762.137									
14-12-2016		Cement					-102.481				1.297.578		106.880	655.257		106.880							
		Iron					-102.481				1.297.578		97.566	557.691				97.566					
		Pipe					-102.481				1.297.578		26.825	530.866				26.825					
		Load-Unload					-102.481				1.297.578		1.480	529.386								1.480	
19-12-2016		Iron foot 25 pcs				-102.481			10.310	1.287.268			529.386				10.310						
28-12-2016		Transportation				-102.481				1.287.268		257.414	271.972								257.414		
30-12-2016	407	Regulation			84.898		-17.583	15,16	-1.287.268		0			271.972									
TOTAL 2016:			9.478	0	88.362	105.945	-17.583		332.039	332.039	0	762.137	490.165	271.972	0	248.660	134.701	150.445	29.504	258.894			
18-01-2017		11 men Salary					-17.583						150.100	121.872	150.100								
		Ration					-17.583						37.950	83.922	37.950								
17-02-2017		Transfer from RC-SN	3.000				-17.583	80,45			0	241.346		325.268									
21-02-2017		Transfer from RC-SN	5.000				-17.583	81,50			0	407.484		732.752									
22-02-2017		Gutter & Hook					-17.583						38.250	694.502				38.250					
02-03-2017		11 men Salary					-17.583						231.500	463.002	231.500								
		Ration					-17.583						36.180	426.822	36.180								
		Iron rod					-17.583						3.360	423.462				3.360					
		Gravel					-17.583						13.720	409.742		13.720							
		Equipment					-17.583						9.900	399.842							9.900		
		Electricity charge					-17.583						1.000	398.842							1.000		
02-03-2017		Transport Bhandar				-17.583					0		2.200	396.642							2.200		
02-03-2017		Wood Transportation				-17.583					0		137.500	259.142				137.500					
15-05-2017	271	Cement				2.847	-20.431	15,34	43.679		43.679			259.142									
		Roof Materials				3.253	-23.684		49.907		93.586			259.142									
		Carpenter				7.823	-31.507		120.000		213.586			259.142									
01-06-2017		Cement				-31.507			43.679	169.907			259.142		43.679								
06-06-2017		Transportation					-31.507				169.907		76.734	182.408								76.734	
		Load & Unload					-31.507				169.907		9.000	173.408								9.000	
		Store room					-31.507				169.907		8.000	165.408								8.000	
23-06-2017		Gravel					-31.507				169.907		52.190	113.218		52.190							
		Iron Net					-31.507				169.907		18.327	94.891				18.327					
		Transportation wood					-31.507				169.907		43.978	50.913					43.978				
		Polypipe					-31.507				169.907		10.143	40.770				10.143					
		Skylight sheets					-31.507				169.907		33.599	7.171				33.599					
		Nails, Varnish					-31.507				169.907		6.165	1.006				6.165					

Date	Voucher	Text	AUD	DKR	DKR		Rate	NRS														
			RC-SN OUT	SH-RK OUT	IN	HP OUT	Balance	NRS/Kr	HIPRON			Rotary Club of Kathmandu			Labour	Concrete	Iron & Pipe	Wood	Others	Transport		
								IN	OUT	Balance	IN	OUT	Balance									
23-06-2017		RC-KTM transfer						1.006		170.913	-1.006		0									
23-06-2017	287	Transfer from RC-SN	500		2.341					170.913			0									
23-06-2017		Carpenter							100.000	70.913			0	100.000								
10-07-2017		Roof materials							5.728	65.185			0			5.728						
11-07-2017		Roof workers							157.385	-92.200			0	157.385								
19-07-2017	294	Carpenter				15.824		16,00	253.249	161.049			0									
31-07-2017		Workers salary								18.064			0	18.064								
		Gravel								18.550	124.435		0		18.550							
		Iron and Pipes								14.290	110.145		0			14.290						
		Others								3.350	106.795		0						3.350			
29-09-2017	328	Transfer from RC-SN	5.731		27.986					106.795			0									
20-09-2017		Workers salary							1.900	104.895			0	1.900								
16-10-2017	344	Iron				874			14.290	119.185			0									
		Gravel				1.135	-19.014		18.550	137.735			0									
		Carpenter				6.370	-25.384		104.100	241.835			0									
		Others				205	-25.589		3.350	245.185			0									
28-11-2017		Carpenter							10.000	235.185			0	10.000								
04-12-2017		Carpenter							27.800	207.385			0	27.800								
12-12-2017		Carpenter							74.225	133.160			0	74.225								
12-12-2017		Varnish for ceiling							18.000	115.160			0						18.000			
18-12-2017	374	Roof Materials				-2.724	-22.865		-44.179	70.981			0									
		Carpenter				12.332	-35.197		200.000	270.981			0									
		Regulation RC-KTM				-62	-35.135		-1.006	269.975			0									
27-12-2017		Painting Materials							6.095	263.880			0						6.095			
		Carpenter							120.490	143.390			0	120.490								
28-12-2017		Painting and door mat.							18.850	124.540			0	950					17.900			
		2 mattress and cover							8.150	116.390			0						8.150			
31-12-2017	Intern kt.bev.	From Eq. donations			28.361					116.390			0									
TOTAL 2017:			14.231	0	30.327	47.878			762.946	646.556			647.824	919.796			966.544	128.139	129.862	181.478	64.395	95.934
09-03-2018	224	Carpenter return				-7.249	475	17,18	-124.540	-8.150			0	-124.540								
		Others				474	0		8.150	-0			0						8.150			
TOTAL 2018:			0	0	0	-6.775			-116.390	0			0	0			-124.540	0	0	0	8.150	0
TOTAL Project Account RRN-Building:			23.709	0	118.688	147.049			978.595	978.595			1.409.961	1.409.961			842.004	376.799	264.563	331.923	102.049	354.828

Balance on Account (TRUST FUNDS): **0,47 kr.**
Balance in AUD: 4,98 DKR/AUD **0 AUD**

-0 NPR
80,05 NPR/AUD **-0 AUD**

0 NPR
0 AUD

1.566.352 NPR
19.567 AUD

BHAKANJE SCHOOL SCIENCE BUILDING by Skærsø-Fonden and members of HP

The donations for this project are not placed in a Specific Deposit Bank Account.

Therefore there is kept a specified account with Bhakanje School Science Building by Skærsø-Fonden

Date	Voucher	Text	HP				Rate	NRS																			
			Sk-F OUT	IN	ADM	OUT		Balance	HIPRON			KTM materials						Local Labor and materials									
									IN	OUT	Balance	Cement	Iron	Roof	Pipes	Others	Transport	Bricklayer	Carpenter	Wood	Stone etc	Electricity					
23-12-2015	393	Skærsø-Fonden	140.000	119.000	21.000		119.000																				
TOTAL 2015:			140.000	119.000	21.000	0	119.000		0	0	0	0	0	0	0	0	0	0	0	0	0	0	0	0	0	0	
30-12-2016	408	Contractor				65.952	53.048	15,16	1.000.000		1.000.000																
TOTAL 2016			0	0	0	65.952	53.048		1.000.000	0	1.000.000	0	0	0	0	0	0	0	0	0	0	0	0	0	0	0	
17-02-2017	127	Appel Hansen		500			53.548				1.000.000																
17-02-2017	134	Presentation		3.000			56.548				1.000.000																
17-02-2017	136	Eq. Donations		24.425			80.973				1.000.000																
29-03-2017		Sand transport					80.973			77.807	922.193													77.807			
10-05-2017		Iron Net					80.973			16.515	905.678		16.515														
15-05-2017	271	Cement				5.158	75.816		79.120		984.798																
		Iron				3.725	72.091		57.140		1.041.938																
		Polypipe					838	71.253		12.852		1.054.790															
		Roof Materials					12.504	58.749		191.810		1.246.600															
		Truck Transport					4.598	54.151		70.532		1.317.132															
		Local Transport					11.495	42.656		176.330		1.493.462															
		SAND					5.072	37.584		77.807		1.571.269															
		Gravel					3.448	34.136		52.900		1.624.169															
		Contractor				-26.872	61.008		-412.216		1.211.953																
18-05-2017		Gutter					61.008			41.527	1.170.426		41.527														
24-05-2017		Stonecutting					61.008			60.000	1.110.426													60.000			
27-05-2017		Pasang salaries					61.008			50.000	1.060.426							50.000									
28-05-2017		woodcutting					61.008			50.000	1.010.426												50.000				
01-06-2017		Roof materials					61.008			111.847	898.579			111.847													
		Paint					61.008			6.165	892.414					6.165											
		Cement					61.008			82.064	810.350	82.064															
		Iron Rod					61.008			21.227	789.123		21.227														
06-06-2017		Transport				61.008			133.515	655.608							133.515										
08-06-2017		Veranda foot				61.008			3.000	652.608		3.000															
08-06-2017		Local transport				61.008			19.855	632.753							19.855										
01-07-2017		Wood Cutting				61.008				204.875	427.878											204.875					
11-07-2017		Labour				61.008				50.000	377.878							50.000									
19-07-2017	294	Cement				184	60.824		2.944		380.822																
		Paint				385	60.438		6.165		386.987																
		Transport				3.935	56.503		62.983		449.970																
		Wood				15.926	40.578		254.875		704.845																
		Stone				16.246	24.332		260.000		964.845																
		Sand				4.374	19.958		70.000		1.034.845																
25-07-2017		Stonecutter & blades				19.958				17.000	1.017.845												17.000				
31-07-2017		Workers salary				19.958				117.035	900.810							117.035									
31-07-2017		Control Ledger				19.958				1.480	899.330							1.480									
11-08-2017		Tarpaulin				19.958				28.204	871.126					28.204											
13-08-2017		Stone breaker 8pile				19.958				40.000	831.126												40.000				
13-08-2017		Stone transport				19.958				84.000	747.126												84.000				
14-08-2017		Stone quarry				19.958				18.000	729.126												18.000				
15-08-2017		Sand 225 tin				19.958				38.250	690.876												38.250				

Date	Voucher	Text					Rate NRS/Kr	NRS																			
			Sk-F OUT	IN	HP			Balance	HIPRON			KTM materials						Local Labor and materials									
					ADM	OUT			IN	OUT	Balance	Cement	Iron	Roof	Pipes	Others	Transport	Bricklayer	Carpenter	Wood	Stone etc	Electricity					
16-08-2017		Wood Transport					19.958			150.000	540.876																
17-08-2017		Stone piling					19.958			1.500	539.376														150.000		
18-08-2017		Wood Royalty					19.958			7.000	532.376														7.000		
25-09-2017	311	Frida og Valdemar		2.000			21.958				532.376																
12-09-2017		Stone transport					21.958			52.500	479.876															52.500	
20-09-2017		Salaries					21.958			352.695	127.181														352.695		
20-09-2017		Stone breaker 5pile					21.958			30.000	97.181															30.000	
03-10-2017		Machine					21.958			6.500	90.681						6.500										
16-10-2017	344	Wood					9.608			157.000	247.681																
		Stone					4.651			76.000	323.681																
		Sand					-107			-1.750	321.931																
		Gravel					-3.237			-52.900	269.031																
		Bricklayer						11.134			181.946	450.977															
		Others						3.255			53.184	504.161															
16-11-2017		Wood transport					-3.345			167.110	337.051														167.110		
13-12-2017		Stone breaker 8 pile					-3.345			32.000	305.051															32.000	
18-12-2017	374	Iron					-1.011			-16.398	288.653																
		Polypipe					-792			-12.852	275.801																
		Local Transportation					-9.649			-156.475	119.326																
		Wood					10.304			167.110	286.436																
28-12-2017		Stone					1.973			32.000	318.436																
		Sand 200 tin						-4.170			17.000	301.436														17.000	
31-12-2017	Intern kt.bev	From EQ. Donations		4.170			0				301.436																
TOTAL 2017:			0	34.095	0	87.144			1.390.107	2.088.671		82.064	82.269	111.847	0	40.869	153.370	571.210	0	578.985	468.057	0					
14-01-2018		Salaries					0			53.180	248.256																
15-01-2018		Stone transport					0			52.500	195.756															52.500	
17-01-2018		Iron rod 7 mm					0			4.995	190.761			4.995													
25-01-2018		Polypipe					0			13.936	176.825																
		Roof materials					0			14.579	162.246					14.579											
		Paint					0			14.574	147.672							14.574									
15-02-2018		Salaries					0			129.050	18.622															129.050	
		Sand					0			30.000	-11.378															30.000	
		Gravel					0			26.400	-37.778															26.400	
20-02-2018		Stone					0			30.000	-67.778															30.000	
		Sand					0			32.000	-99.778															32.000	
20-02-2018		Transport					0			4.250	-104.028														4.250		
21-02-2018		Nails					0			200	-104.228															200	
09-03-2018	224	Cement					2.910			50.000	-54.228																
		Iron rod					291			4.995	-49.233																
		Polypipes					811			13.936	-35.297																
		Roof Materials					-1.377			-23.657	-58.954																
		Paint					848			14.574	-44.380																
		Transport					247			4.250	-40.130																
		Local transport					3.638			62.500	22.370																
		Stone					-1.164			-20.000	2.370																
		Sand					3.725			64.000	66.370																
		Gravel					1.537			26.400	92.770																
18-03-2018		Carpenter					17.462			300.000	392.770																
		Carpenter					-28.929			133.750	259.020														133.750		

Date	Voucher	Text					Rate	NRS																			
			Sk-F OUT	IN	HP			Balance	NRS/Kr	HIPRON			KTM materials					Local Labor and materials									
					ADM	OUT				IN	OUT	Balance	Cement	Iron	Roof	Pipes	Others	Transport	Bricklayer	Carpenter	Wood	Stone etc	Electricity				
21-03-2018		Paint							3.800	255.220					3.800												
29-03-2018		Dinner for workers							1.200	254.020											1.200						
18-04-2018		Carpenter							145.860	108.160											145.860						
20-04-2018		Transport							2.500	105.660														2.500			
10-05-2018		Carpenter							28.860	76.800											28.860						
04-07-2018	258	Cement				-2.903	-26.025	17,22	-50.000	26.800																	
		Paint					221		-26.246	3.800	30.600																
		KTM transport					145		-26.391	2.500	33.100																
		Local transport					-581		-25.810	-10.000	23.100																
		Sand					-871		-24.939	-15.000	8.100																
20-07-2018	260	Carpenter				-470	-24.469		-8.100	-0																	
		Local transport					58	-24.528	1.000	1.000																	
28-08-2018	279	Skærsøfonden	35.000	35.000			9.889			11.000																	
10-10-2018	306	Frida Lund		3.500			13.389			11.000																	
09-10-2018	309	Carpenter					5.491	7.898	18,21	100.000																	
06-11-2018		Cupboard repair					7.898			8.400											8.400						
07-12-2018	330	Karen Futrbo		6.000			13.898			102.600																	
17-12-2018	340	Local Transport					-59	13.957	17,08	-1.000																	
		Labour					-5.948	19.905		-101.600	-0																
TOTAL 2018:			35.000	44.500	0	24.595				428.598	730.034																

Total Project Account 2015-2018:	175.000	197.595	21.000	177.690		2.818.705	2.818.705			526.753	2.291.952
Balance on Account (TRUST FUNDS):	19.905							-0		2.818.705	

Original BUDGET from January 2017:	32.756	unforeseen	300.757	83.188	94.916	252.860	173.149	30.000	246.863	219.487	382.067	747.720	219.487	200.000
Compliance with budget by December 2018:	-11.756		-553.059	1.124	7.652	126.434	159.213	-29.443	89.243	-404.903	-65.053	168.735	-419.470	197.500
												880.976	1.768.761	
												354.223	-523.191	

BHAKANJE SCHOOL CLASSROOM BUILDING by PONA & TFAK

SB-PONA 1

The donations for this project are not placed in a Specific Deposit Bank Account.

Therefore there is kept a specified account with Bhakanje School Classroom Building by PONA and TFAK

Date	Voucher	Text	PONA				Rate	NRS														
			OUT	IN	HP			Balance	NRS/Kr	HIPRON			KTM materials					Local Labor and materials				
					ADM	OUT			IN	OUT	Balance	Cement	Iron	Roof	Others	Transp	Brickl.	Carpent.	Wood	Stone etc		
28-11-2016		Starting Balance					0				0											
28-11-2016	286	TFAK - Tipsmidler		11.622			11.622				0											
TOTAL 2016:			0	11.622	0	0	11.622		0	0	0	0	0	0	0	0	0	0	0	0	0	
01-05-2017	261	PONA Donation	136.111	115.694	20.417		127.317				0											
10-05-2017		Iron Net					127.317			20.413	-20.413											
15-05-2017	271	KTM materials				27.133	100.184	15,34	416.217		395.804											
		Truck KTM				6.795	93.389		104.235		500.039											
		Local Transport				2.221	91.168		34.073		534.112											
18-05-2017		Gutter				91.168			33.222	500.890			33.222									
01-06-2017		Roof Materials				91.168	91.168			134.011	366.879			134.011								
		Cement				91.168	91.168			85.827	281.052	85.827										
		Hinges and knobs				91.168	91.168			15.090	265.962				15.090							
06-06-2017		Transport				91.168	91.168			168.750	97.212					168.750						
08-06-2017		Veranda foot				91.168	91.168			2.700	94.512		2.700									
08-06-2017		Local transport				91.168	91.168			19.855	74.657					19.855						
19-07-2017	294	KTM-materials				-7.808	98.976	16,00	-124.954		-50.297											
		Transport				4.031	94.944		64.515		14.218											
		Local Transport				-888	95.833		-14.218		-0											
		Bricklayer				12.497	83.336		200.000		200.000											
16-10-2017	344	Sand				1.224	82.112	16,34	20.000		220.000											
		Gravel				2.448	79.664		40.000		260.000											
		Stone				7.023	72.641		114.763		374.763											
		Wood				3.060	69.582		50.000		424.763											
18-12-2017	374	Stone				1.042	68.540	16,22	17.031	441.794												
TOTAL 2017:			136.111	115.694	20.417	58.777		921.662	479.868			85.827	2.700	167.233	15.090	188.605	0	0	0	0		
09-03-2018	274	Materials				2.910	65.629	17,18	50.000		491.794											
		Local transport				582	65.047		10.000		501.794											
		Sand				1.164	63.883		20.000		521.794											
		Gravel				2.328	61.555		40.000		561.794											
		Stone				6.680	54.875		114.763		676.557											
		Wood				2.910	51.964		50.000		726.557											
18-04-2018		Bricklayer Foundation				40.323			100.000	826.557						100.000						
18-04-2018		Ngim Chhirri sand				40.323	40.323			46.750	779.807									46.750		
		Gravel				40.323	40.323			48.829	730.978									48.829		
		Stone				40.323	40.323			212.500	518.478									212.500		
		Wood				40.323	40.323			39.735	478.743									39.735		
20-04-2018		Desk bench Nuru T				40.323			4.900	473.843		4.900										
08-05-2018		Transport 4800 kg				40.323			24.400	449.443					24.400							
10-05-2018		Bricklayer				40.323	40.323			200.000	249.443						200.000					
21-05-2018		Cement				40.323	40.323			75.820	173.623	75.820										
		Iron Rod etc				40.323	40.323			57.972	115.651		57.972									
		Transport				40.323	40.323			47.568	68.083					47.568						
22-05-2018		Materials				40.323	40.323			7.750	60.333				7.750							
		Transport				40.323	40.323			5.000	55.333					5.000						
		Roof sheets				40.323	40.323			33.857	21.476			33.857								

BHAKANJE SCHOOL CLASSROOM BUILDING by PONA

SB-PONA 2

Date	Voucher	Text	PONA				Rate	NRS									
			OUT	IN	ADM	HP OUT		Balance	HIPRON			Labour	Concrete	Iron & Pipe	Stone	Transport	
20-08-2018	275	PONA Donation	213.618	185.754	27.863		185.754				0						
06-11-2018		Demolish old building					185.754			50.400	-50.400	50.400					
07-11-2018		Labour					185.754			50.000	-100.400	50.000					
16-11-2018		12,5 pile Stone					185.754			93.750	-194.150				93.750		
		Transport					185.754			13.300	-207.450						13.300
05-12-2018		Skylight sheets					185.754			60.720	-268.170					60.720	
06-12-2018		280 tin sand					185.754			28.000	-296.170		28.000				
		Transport					185.754			38.000	-334.170						38.000
07-12-2018		Tin roof sheets					185.754			75.200	-409.370					75.200	
17-12-2018	340	KTM Materials				12.192	173.563	17,08	208.240		-201.130						
		Transportation				1.464	172.099		25.000		-176.130						
		Sand				1.639	170.460		28.000		-148.130						
		Stone				8.492	161.967		145.050		-3.080						
		Pasang				8.782	153.185		150.000		146.920						
		Demolish old building				2.951	150.234		50.400		197.320						
14-12-2018		Cement					150.234			73.600	123.720		73.600				
		Iron rod					150.234			31.139	92.581			31.139			
17-12-2018		8 pile stone					150.234			60.000	32.581				60.000		
19-12-2018		Transport KTM-Bhan					150.234			5.570	27.011						5.570
20-12-2018		Transport KTM-Bhan					150.234			5.580	21.431						5.580
TOTAL 2018:			213.618	185.754	27.863	35.520			606.690	585.259		100.400	101.600	31.139	153.750	135.920	62.450

Balance on Account (TRUST FUNDS): **150.234**

21.431

2018: **585.259**

SAGARDANDA SCHOOL CONSTRUCTION ACCOUNT by Stefanie Selic, Kiwanis & LIONS

The donations for this project are not placed in a Deposit Bank Account.

Therefore there is kept a specified account with Sagardanda School Construction

Date	Voucher	Text	DKR						Rate	NRS											
			Donor		IN	HP		Balance		NRS/Kr	HIPRON			Labour	Concrete	Iron	Wood	Sheets & Pipe	Others & Fittings	Transport	
OUT	OUT	ADM	OUT	IN		OUT	Balance		IN		OUT	Balance									
16-01-2018	12	Stefanie Selic	2.500 €	18.590	16.165	2.425		16.165													
18-01-2018	14	Stefanie Selic	2.500 €	18.586	16.162	2.424		32.327													
09-03-2018	224	Cement					3.492	28.834	17,18	60.000		60.000									
		Iron rod					4.406	24.429		75.690		135.690									
		Truck from KTM					1.746	22.683		30.000		165.690									
		Sand					2.526	20.156		43.400		209.090									
		Gravel					3.690	16.466		63.400		272.490									
		Stone					10.244	6.222		176.000		448.490									
		Wood						23.185		-16.963	398.320		846.810								
		Others						233		-17.196	4.000		850.810								
		Bricklayer						5.821		-23.017	100.000		950.810								
		Carpenter					5.821	-28.837	100.000		1.050.810										
30-03-2018		434 tin sand						-28.837		43.400	1.007.410		43.400								
03-04-2018	229	Kiwanisclub	1.000 €	7.435	7.435			-21.402			1.007.410										
08-05-2018		Transport						-21.402		23.395	984.015								23.395		
21-05-2018		Cement						-21.402		47.388	936.627		47.388								
		Iron rod						-21.402		172.393	764.234			172.393							
		Transport						-21.402		32.026	732.208								32.026		
		Others						-21.402		2.160	730.048								2.160		
12-06-2018	251	Detlef Rohwer	250 €	1.859	1.859			-19.543			730.048										
20-06-2018		Wood cutting						-19.543		80.000	650.048								80.000		
20-06-2018		Wood transport						-19.543		20.000	630.048								20.000		
04-07-2018	258	Cement						-732	-18.811		-12.612	617.436									
		Iron rod						5.615	-24.426		96.703	714.139									
		KTM Transport							-1.742	-22.684		-30.000	684.139								
		Local Transport							3.218	-25.902		55.421	739.560								
		Gravel							-3.681	-22.220		-63.400	676.160								
		Stone							-10.219	-12.001		-176.000	500.160								
		Wood							-17.322	5.321		-298.320	201.840								
		Others							-107	5.428		-1.840	200.000								
		Bricklayer							-5.806	11.234		-100.000	100.000								
		Carpenter						-5.806	17.041		-100.000	-0									
20-07-2018	260	Gravel						3.701	13.340		63.400	63.400									
		Stone							10.274	3.066		176.000	239.399								
		Wood							17.414	-14.348		298.320	537.719								
		Others							107	-14.456		1.840	539.559								
		Bricklayer							5.837	-20.293		100.000	639.559								
		Carpenter						5.837	-26.130		100.000	739.559									
07-08-2018		Wood						-26.130		291.500	448.059								291.500		
		Gravel						-26.130		44.730	403.329		44.730								

Date	Voucher	Text	DKR						Rate	NRS												
			Donor		HP					NRS/Kr	HIPRON			Labour	Concrete	Iron	Wood	Sheets & Pipe	Others & Fittings	Transport		
OUT	OUT	IN	ADM	OUT	Balance	IN	OUT	Balance														
17-08-2018		Stone						-26.130			176.000	227.329		176.000								
12-09-2018	288	LC Thylandia, Thisted		5.000	5.000			-21.130				227.329										
05-09-2018		Gravel						-21.130			19.020	208.309		19.020								
		Bricklayer						-21.130			150.000	58.309	150.000									
25-09-2018	289	LC Salling/Mors		10.000	10.000			-11.130				58.309										
03-10-2018	298	Donationskonto			100			-11.030				58.309										
04-10-2018	299	LC Sydthy		5.000	5.000			-6.030				58.309										
04-10-2018	300	LC Limfjord		3.000	3.000			-3.030				58.309										
09-10-2018	309	Cement					1.647	-4.677	18,21	30.000	88.309											
		Roof materials					6.863	-11.541		125.000	213.309											
		Local transport					275	-11.815		5.000	218.309											
		Sand					549	-12.364		10.000	228.309											
		Gravel					19	-12.384		350	228.659											
		Wood						-374		-12.009	-6.820	221.839										
		Others						-101		-11.908	-1.840	219.999										
		Bricklayer						10.981		-22.889	200.000	419.999										
		Carpenter					2.745	-25.635	50.000	469.999												
30-10-2018		Roof materials						-25.635		82.107	387.892						82.107					
14-11-2018		Carpenter						-25.635		120.000	267.892	120.000										
13-11-2018	321	LC Morsø		10.000	10.000			-15.635			267.892											
16-11-2018	322	LC Skive		10.000	10.000			-5.635			267.892											
20-11-2018		Transport						-5.635		7.000	260.892									7.000		
06-12-2018		Sand						-5.635		11.000	249.892		11.000									
		Gravel						-5.635		17.000	232.892		17.000									
		Transportation						-5.635		20.000	212.892									20.000		
		Cement						-5.635		24.391	188.501		24.391									
17-12-2018	340	Cement						-328	-5.306	-5.609	182.892											
		Roof materials						-2.511	-2.795	-42.893	139.999											
		Transport KTM						1.581	-4.376	27.000	166.999											
		Transport Local							-293	-4.083	-5.000	161.999										
		Sand						59	-4.142	1.000	162.999											
		Gravel					995	-5.137	17.000	179.999												
28-12-2018		12 skylight sheets						-5.137		27.150	152.849						27.150					
21-12-2018	Intern kt.bev.	From EQ-donations			5.137			0			152.849											
TOTAL 2018:			6.250 €	89.470	89.858	4.849	89.858	0		1.563.509	1.410.660		270.000	382.929	172.393	391.500	109.257	2.160	82.421			

Balance on Account (TRUST FUNDS): 0

152.849

1.410.660

SPECIFICATION ON HIPRON PROJECT EXPENSES

The HIPRON-Project Expence Charges are not placed in a Deposit Bank Account. Therefore there is kept a specified account with HIPRON income and Expenses

Date	Voucher	Text	IN	OUT	Balance	Rate	HIPRON
01-01-18		Starting Balance			61.002,76		
16-01-18	12	Stefanie Selic Sagardanda	2.424,78		63.427,54		
18-01-18	14	Stefanie Selic Sagardanda	2.424,25		65.851,79		
09-03-18	224	Salaries		17.054,52	48.797,27	17,18	293.000
		Operation Cost		3.700,71	45.096,56		63.579
		Runner Service		7.971,44	37.125,12		136.951
		Organizational		-931,89	38.057,01		-16.010
		Banking		-174,27	38.231,28		-2.994
03-07-18	258	Salaries		19.316,35	18.914,93	17,22	332.670
		Operation Cost		8.367,34	10.547,59		144.104
		Runner Service		8.292,49	2.255,10		142.815
		Organizational		3.483,88	-1.228,78		60.000
		Banking		11,61	-1.240,39		200
20-07-18	260	Salaries		5.485,96	-6.726,35	17,13	93.980
		Operation Cost		9.497,85	-16.224,20		162.708
		Runner Service		0,00	-16.224,20		0
		Organizational		-875,61	-15.348,59		-15.000
		Banking		-145,69	-15.202,90		-2.496
		External Income		-2.976,48	-12.226,42		-50.990
20-08-18	275	PONA-SEP - 15%	13.602,16		1.375,74		
		PONA Chhimbu School - 15%	5.950,95		7.326,69		
		PONA nepalhelp.org - 15%	2.125,34		9.452,03		
		PONA SB Classroom II - 15%	27.863,17		37.315,20		
		PONA Bhakanje Tea Factory - 10%	44.438,87		81.754,07		
		PONA Jonathan Dental project - 15%	1.700,27		83.454,34		
25-09-18	290	HPF Tea Factory - 10%	4.545,46		87.999,80		
01-10-18	295	Scholarship Admin	32.000,00		119.999,80		
09-10-18	309	Salaries		23.247,39	96.752,41	18,21	423.400
		Operation Cost		-471,63	97.224,04		-8.590
		Runner Service		10.271,07	86.952,97		187.065
		Organizational		7.530,75	79.422,22		137.156
		Banking		148,02	79.274,20		2.696
		External Income		2.799,68	76.474,52		50.990
17-12-18	340	Salaries		12.134,54	64.339,98	17,08	207.260
		Operation Cost		-3.073,10	67.413,08		-52.489
		Runner Service		-4.197,85	71.610,93		-71.700
		Organizational		7.512,86	64.098,07		128.321
		Banking		5,85	64.092,22		100
		External Income		0,00	64.092,22		0
TOTAL:			137.075,25	133.985,79			2.346.726
Final Balance to be transferred for 1/1-2019 (TRUST FUNDS):					64.092,22		

2018	HIPRON Salaries	77.238,76	Average rate: 17,5147	1.350.310
	HIPRON Operation	18.021,17		309.312
	Runner Service	22.337,15		395.131
	Organizational	16.719,99		294.467
	Bank expenses	-154,48		-2.494
	External Income	-176,80		-0
		133.985,79		2.346.726

FORENINGREGNSKAB 2018

BALANCE

Bankkonto: Spar Nord: 9260-265-18-42339

CVR: 32 48 61 93

Administrator: Kurt Lomborg, Kjeldbjergvej 34, 7800 Skive

fra **1. Januar** 2018 til **31. december** 2018

Bank Balance	1. januar	2018	1.213.743,61
---------------------	------------------	-------------	---------------------

INCOME:	Group	Details	Income Split		
			DK Admin	HIPRON Adm	Project
1.1.1 Ordinary Membership		59.750			59.750
1.1 1.1.2 Youth Membership	76.250	2.125			2.125
1.1.3 Supportive Membership		14.375	14.375		
1.2 1.2.1 Scholarship Administration	53.650	32.000		32.000	
1.2.2 Scholarship Foundation		21.650			21.650
1.3 1.3.1 Organizational Donations		0			0
1.3 1.3.2 Personal Donations	21.545	21.545			21.545
1.3.3 Public Donations		0			0
1.4 1.4.1 Admission fee		1.380	1.380		
1.4 1.4.2 Donation Box	10.660	3.280			3.280
1.4.3 Royalties		6.000			6.000
1.5 Members Account		26.500			26.500
1.6 Lottery Money (Tipsmidler)		66.183	66.183		
1.7 1.7.1 Members Magazine		4.800	4.800		
1.7 1.7.2 Book sale		896			
1.8 Bank Interest		-39			-39
1.9 Trust Fund Donations		943.402			943.402
1.9.6 Jordskælv - Donation & MyShop		0			0
1.10 HIPRON Administration		105.075		105.075	
1.11 Others		11.335			11.335
ADMINISTRATIVE EXPENSES in DK:		1.320.257	86.738	137.075	1.095.548

2.1.1 Members Magazine Press		9.750
2.1 2.1.2 Members Magazine Postage	16.482	6.732
2.1.3 BoD Expenses on Books		0
2.2 2.2.1 Membership other Org.	1.200	1.200
2.2.2 Training		0
2.3 2.3.1 Org. Meetings (AGA, BM)	3.708	3.708
2.3.2 Other Events		0
2.4 2.4.1 Bank Interest		0
2.4.2 Bank Charges	1.982	1.982
2.5 Administrative Travel		47.279
2.6.1 Internet, Homepage		3.370
2.6.2 PC Equipment		16.164
2.6 2.6.3 Stationaries	23.177	2.330
2.6.4 Charge Forms		796
2.6.5 Postage & cargo		516
2.7 Others		2.939
		96.766

PROJECT EXPENSES:

3.1 3.1.1 Project Travel Nepalese	52.785	0
3.1.2 Project Travel Danes		52.785
3.2 Trust Fund Expenses		439.092
3.2.6 Jordskælv - Projects		16.732
3.3 HIPON Administration		133.986
3.4 Other Projects		2.485
3.5 Project regulation		-18
3.6 Currency regulation		-0,14
		741.828
		645.062

Result of the year	578.428,89
---------------------------	-------------------

Account Balance	1.792.172,50
------------------------	---------------------

	0,00
--	-------------

BANK BALANCE TOTAL 01-10-2018	1.792.172,50
--------------------------------------	---------------------

Bank Balance - Anfordring	1.792.172,50
----------------------------------	---------------------

Bank Balance - Donation - transfer 03-10-18	0,00
--	-------------

Bank Balance - MyShop 19841 / 78667	0,00
--	-------------

FORENINGSREGNSKAB 2018**BALANCE**

Bankkonto: Spar Nord: 9260-265-18-42339

CVR: 32 48 61 93

Administrator: Kurt Lomborg, Kjeldbjergvej 34, 7800 Skive

fra **1. Januar 2018** til **31. december 2018**

SPECIFICATION TRUST FUNDS:		Balance START		IN	OUT	Balance END	
		Group	Details			Details	Group
1.5	Members Account	48.593	48.593	26.500	58.790	16.303	16.303
						0	
1.9.1	PONA-SEP		158.503	90.681	72.022	177.162	
1.9.2	Chhimbu School		51.265	39.673	36.557	54.381	
1.9.3	Chaulakhaka School (PONA)		142.071	0	67.428	74.643	
1.9.4	Sagardanda		0	89.858	89.858	0	
1.9.5	Bhakanje SEP (L&B)		20.001	0	380	19.620	
1.9	Jordskælv	673.158	137.164	0	54.650	82.513	1.155.717
1.9.7	BTC		89.396	0	12.435	76.961	
	BTF - Factory		-12.184	489.843	15.580	462.079	
1.9.8	Bhakanje - Science Lab		0	44.500	24.595	19.905	
	Bhakanje - PONA		68.540	185.754	98.413	155.881	
1.9.9	PONA-WEB nepalhelp.org		18.403	14.169	0	32.572	
1.9.10						0	
TRUST FUNDS:			721.751	980.979	530.709	1.172.020	

1.10	HIPRON Administration	61.003	137.075	133.986	64.092
------	-----------------------	--------	---------	---------	--------

HIPRON admin finansieringsprocent: 102,3%

Budgetteret overførsel til Nepal - ikke bundne midler

25.000

Frie midler til finansiering af IKKE-BUNDNE projekter:

Bank Beholdning minus Trust Funds minus HIPRON admin

531.060

Administrationsprocent i Danmark (Total)

7,3%

Underskud på Administrationsudgifter i Danmark:

0,76%

-10.028

Overskud på Administrationsudgifter i Nepal:

46,8%

64.092

Samlet adm. i DK og Nepal minus tipsmidler:

12,5%

164.569

Egenfinansiering opgivet til Tipsmidler:

2017	1.086.099 opnået	66.183 svarer til	6,1%	i 2018
2016	907.936 opnået	60.108 svarer til	6,6%	i 2017
2015	1.541.368 opnået	71.930 svarer til	4,7%	i 2016
2014	775.801 opnået	62.653 svarer til	8,1%	i 2015
2013	410.400 opnået	60.648 svarer til	14,8%	i 2014
2012	494.976 opnået	63.020 svarer til	12,7%	i 2013
2011	370.503 opnået	59.466 svarer til	16,1%	i 2012
2010	573.587 opnået	63.556 svarer til	11,1%	i 2011
2009	436.425 opnået	61.005 svarer til	14,0%	i 2010

**HIMALAYAN PROJECT
FORENINGSREGNSKAB 2018**

fra 1. Januar 2018 til 31. December 2018

CVR: 32 48 61 93

	2017	2018
<u>RESULTATOPGØRELSE</u>		
<u>INDTÆGTER</u>		<u>Note</u>
Medlemskontingent	77.000	1 76.250
Bidrag/Sponsorer	52.588	2 21.545
Entre generalforsamling	0	1.380
Donation Box	7.192	3.280
Honorarer	2.000	6.000
Medarbejderkonto	45.000	3 26.500
Bundne Donationer	747.856	3 943.402
Donationer jordskælv	19.116	3 0
Scholarship foundation til projekter	16.638	21.650
Scholarship administration til HIPRON	37.041	32.000
Sponsor administrationsbidrag til HIPRON	107.396	3 105.075
Tipsmidler	60.108	66.183
Annonceindtægter medlemsblad	2.400	4.800
Bogsalg	2.805	896
Renteindtægt	0	-39
Diverse indtægter	94	11.335
	<u>1.177.234</u>	<u>1.320.257</u>
<u>UDGIFTER</u>		
<u>Administration:</u>		
Medlemsblad incl. porto	15.340	16.482
Medlemskab/kursus	1.200	1.200
Begivenheder - GF mv.	3.127	3.708
Renteudgifter og bankomkostninger	2.598	1.982
Rejseudgifter	21.570	47.279
IT omkostninger	43.417	19.534
Kontorartiker, porto	2.784	3.643
Indsamlingsnævn	1.100	1.100
Diverse udgifter	0	1.839
Administrations omkostninger i alt	<u>91.135</u>	<u>96.766</u>
<u>Projektudgifter:</u>		
Medarbejderkonto projektrejser	21.844	3 52.785
Bundne projektudgifter	482.323	3 439.092
Ikke-bundne projektudgifter	0	3 16.732
Andre projekter	27.589	2.485
HIPRON administration	83.421	3 133.986
Valutaregulering	-1	-18
Projektudgifter i alt	<u>615.177</u>	<u>645.062</u>
Udgifter i alt	<u><u>706.312</u></u>	<u><u>741.828</u></u>
ÅRETS RESULTAT	<u><u>470.922</u></u>	<u><u>578.429</u></u>
<u>AKTIVER</u>	<u>31.12.2017</u>	<u>31.12.2018</u>
Spar Nord anfordring	1.213.634	1.792.173
Spar Nord Donationskonto	100	0
MobilePay MyShop konto	9	0
Aktiver i alt	<u>1.213.744</u>	<u>1.792.173</u>
<u>PASSIVER</u>		
Egenkapital primo	742.812	incl 9,63 1.213.744
Årets resultat plus regulering 9,63	470.922	578.429
Egenkapital ultimo	<u>1.213.734</u>	<u>1.792.173</u>

**HIMALAYAN PROJECT
FORENINGSREGNSKAB 2018**

fra 1. Januar 2018 til 31. December 2018

CVR: 32 48 61 93

2017

2018

<u>Note 1 - Medlemskontingent</u>		<u>Antal</u>	
Ordinær Medlem	61.000	239	59.750
Ungdomsmedlem	1.500	17	2.125
Støttemedlem	14.500	115	14.375
Medlemmer i alt	77.000	371	76.250

<u>Note 2 - Bidrag/Sponsorer</u>			
Organisationer	32.464		0
Enkeltpersoner	20.124		21.545
Enkeltpersoner til genopbygning	19.116		0
Donation Box	7.192		3.280
Foredragshonorar	2.000		6.000
Offentlige midler (Tipsmidler)	60.108		66.183
	<u>141.005</u>		<u>97.008</u>

<u>Note 3 - Projekter - Bundne midler</u>	<u>Ultimo</u>	<u>bevægelser</u>	<u>Ultimo</u>
Medarbejderkonto projektrejser	48.593	-32.290	16.303
PONA-SEP	158.504	18.659	177.163
Leif & Bodil SEP	20.001	-380	19.620
Chhimbu School	51.265	3.116	54.381
Chaulakharka School	142.071	-67.428	74.643
Sagardanda School	0	0	0
Jordskælv projekter	137.164	-54.650	82.514
Bhakanje Tea Cooperative	89.396	-12.435	76.961
Bhakanje Tea Factory	-12.184	474.263	462.079
Bhakanje School - Science Building (Skærø)	0	19.905	19.905
Bhakanje School - Classroom (PONA)	68.539	87.342	155.881
PONA hjemmeside nepalhelp.org	18.403	14.169	32.572
Projekter i alt	721.751	450.270	1.172.021
HIPRON administration	61.003	3.089	64.092

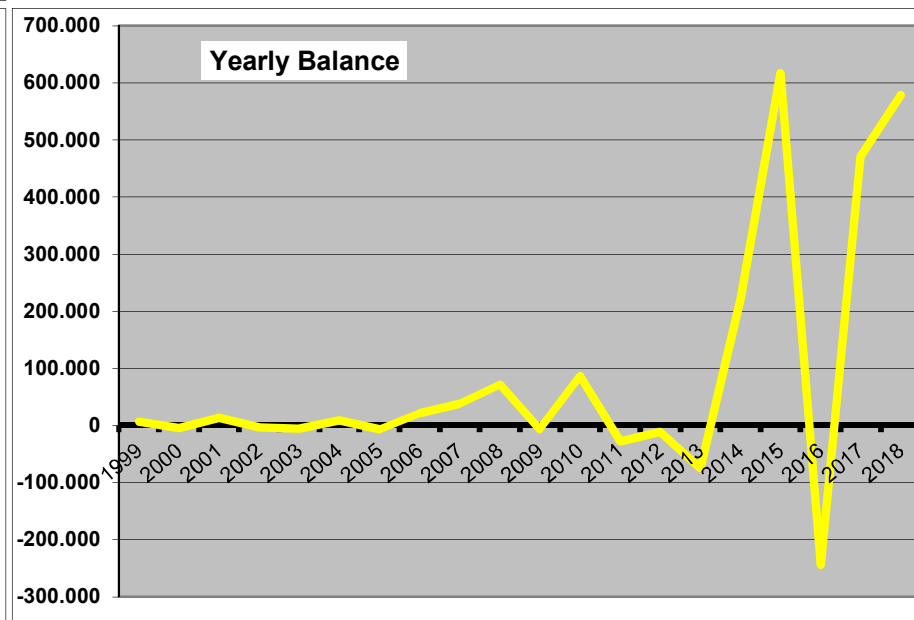
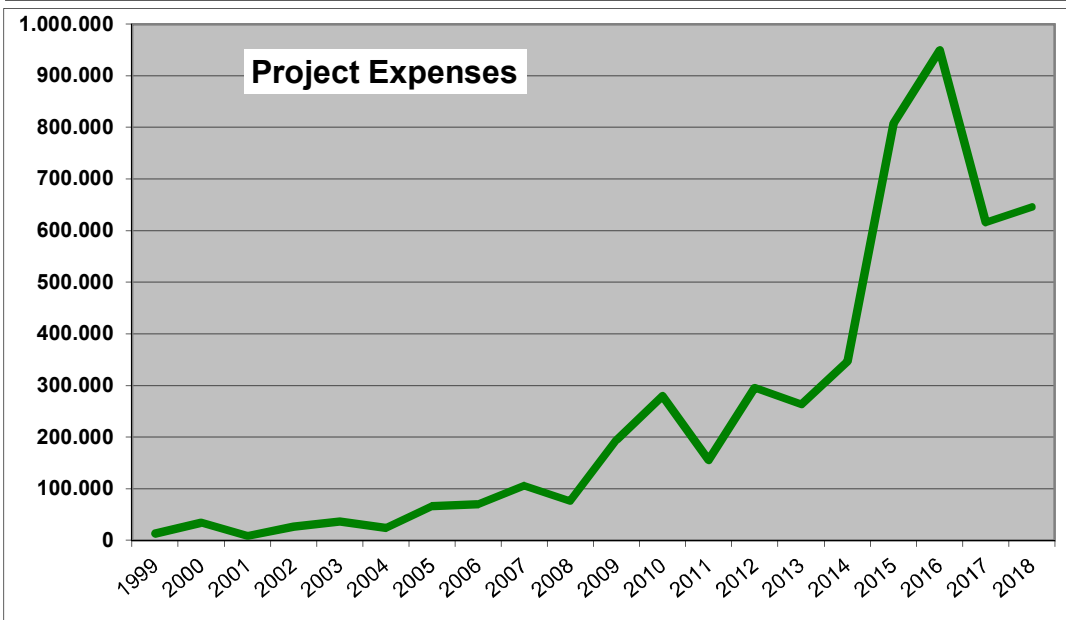
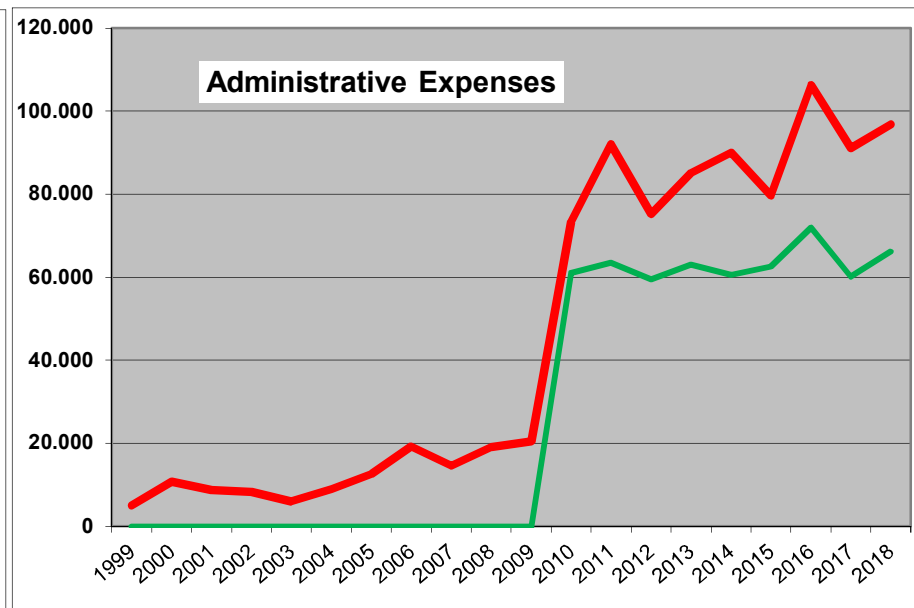
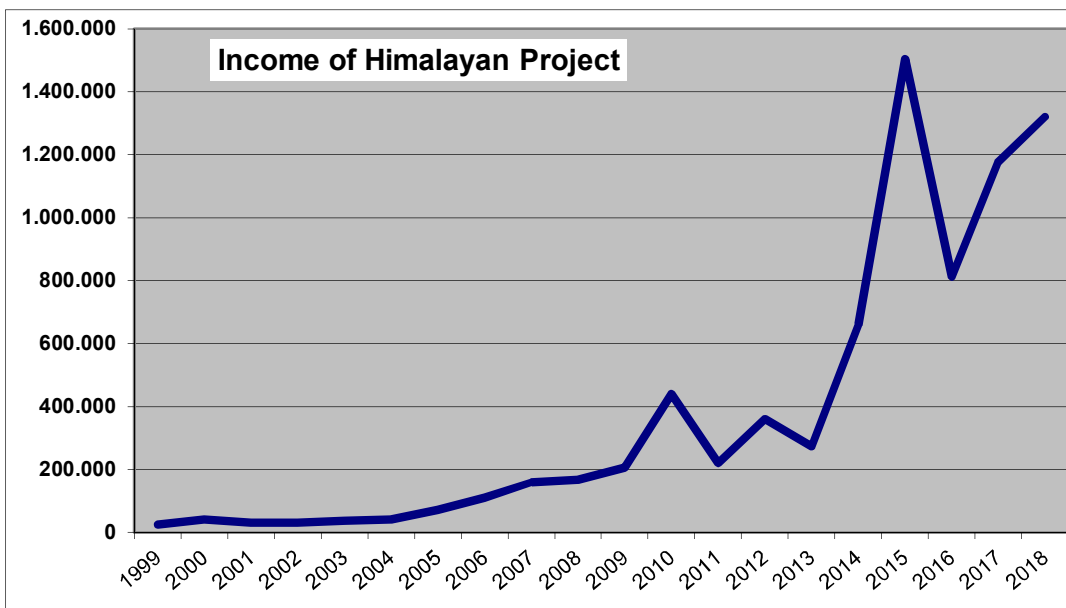
FORENINGSREGNSKAB

2018

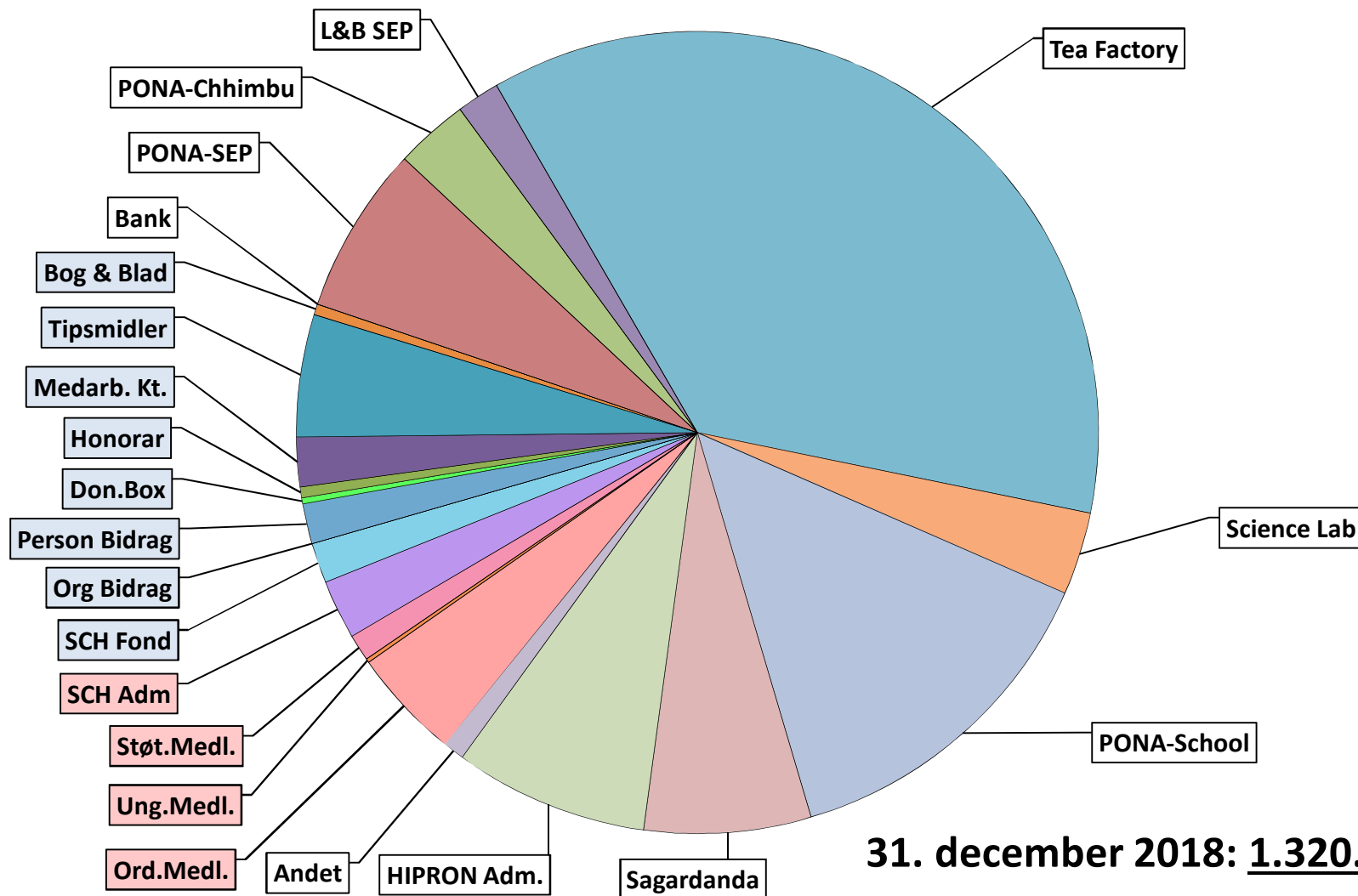
STATISTIK - FORENINGEN

Bankkonto: Spar Nord: 9260-265-18-42339

Administrator: Kurt Lomborg, Kjeldbjergvej 34, 7800 Skive

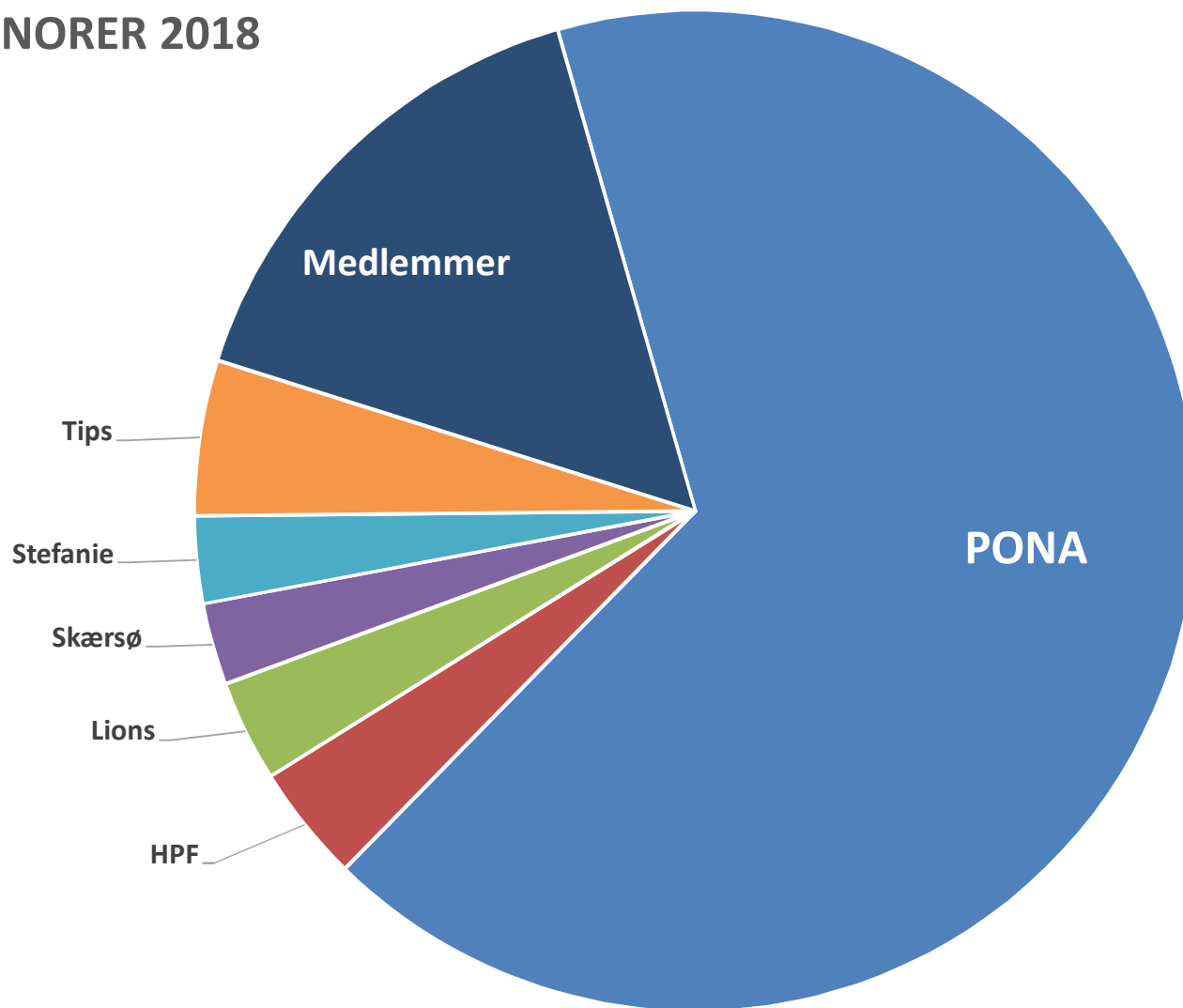


HP Indtægter 2018



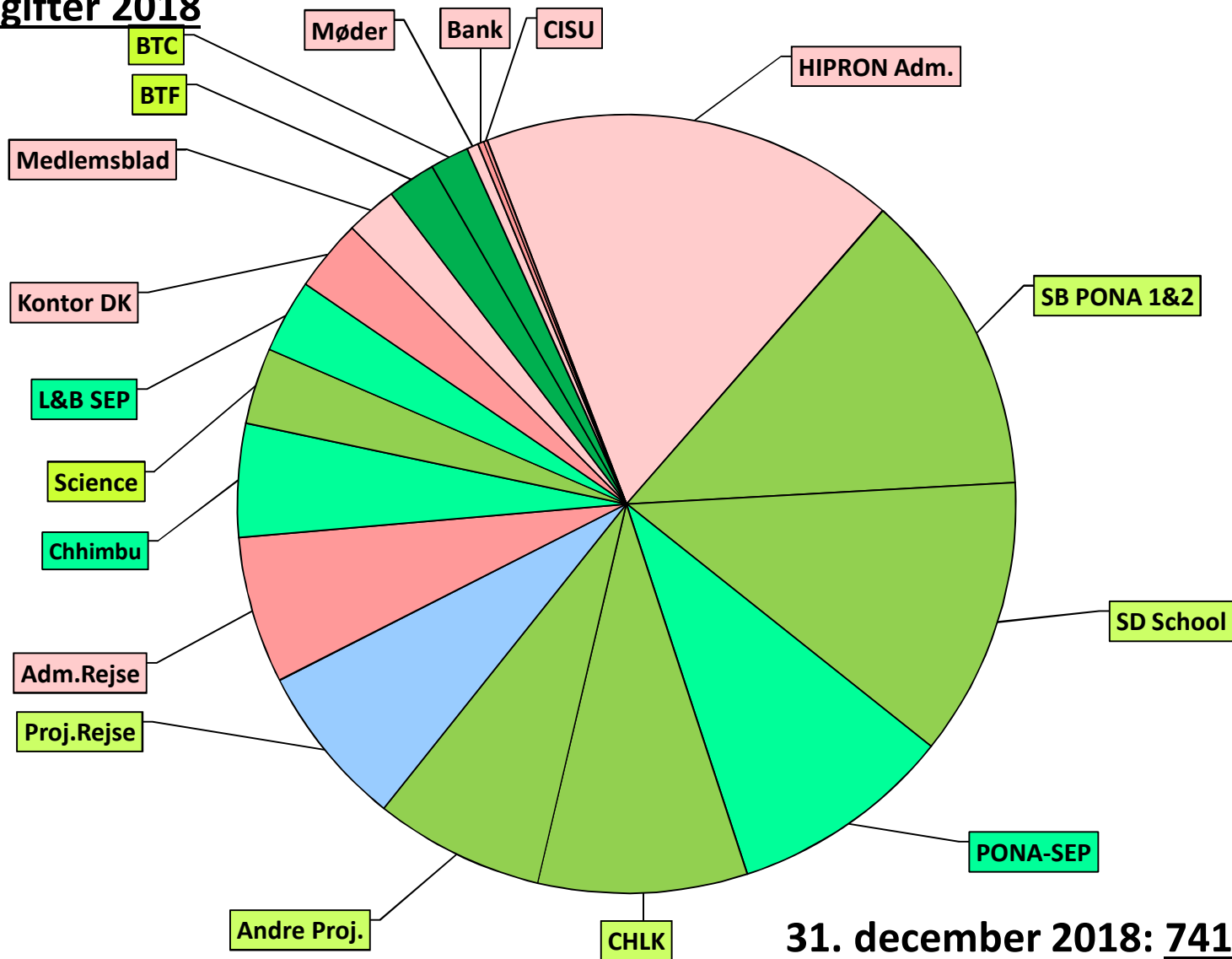
31. december 2018: 1.320.257 kr

HP DONORER 2018



31. december 2018: 1.320.257 kr

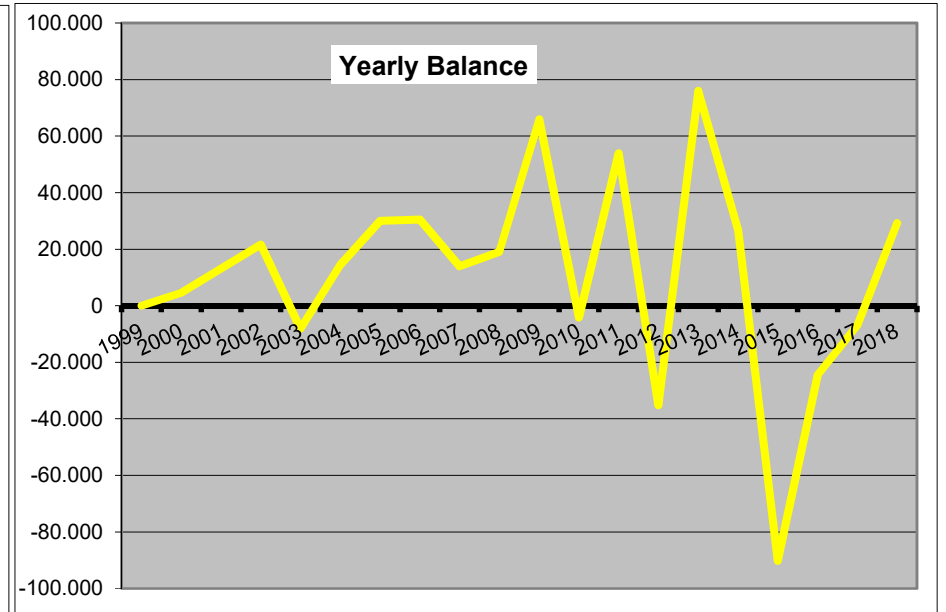
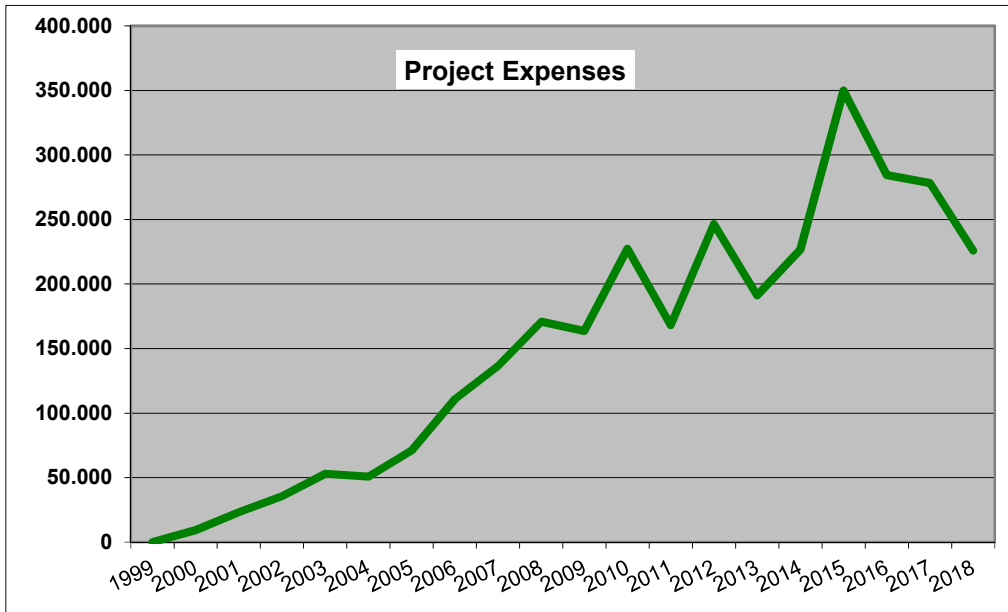
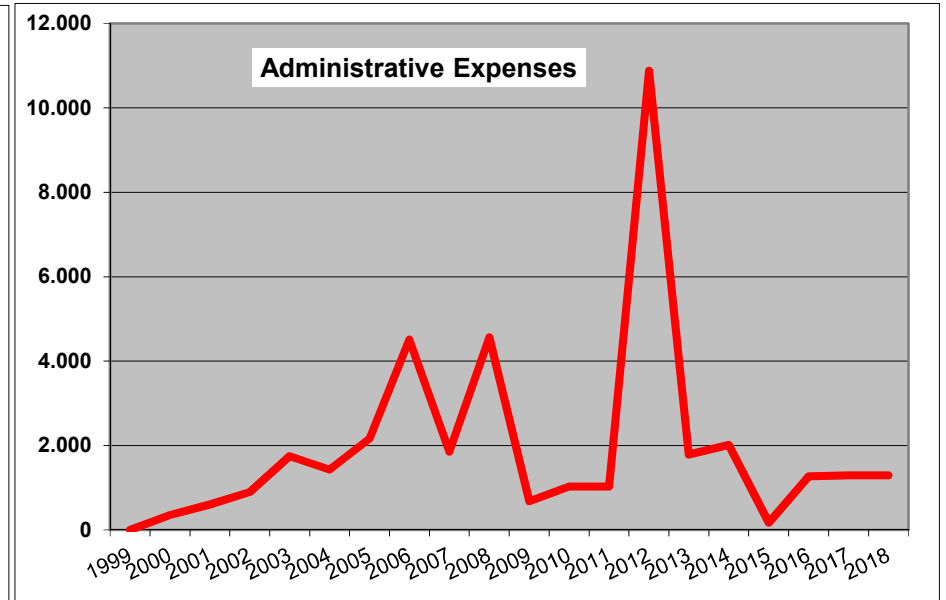
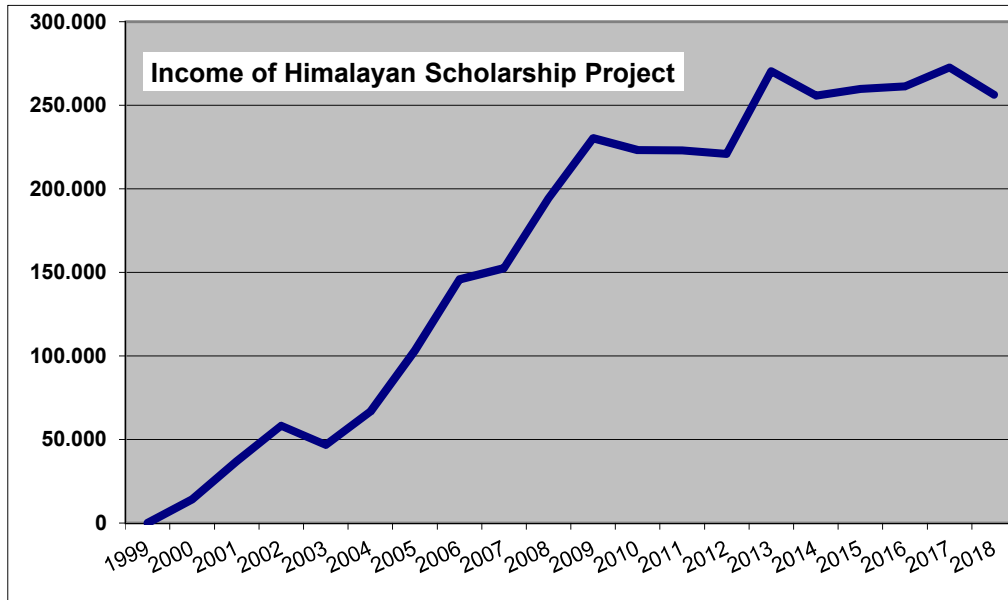
HP Udgifter 2018



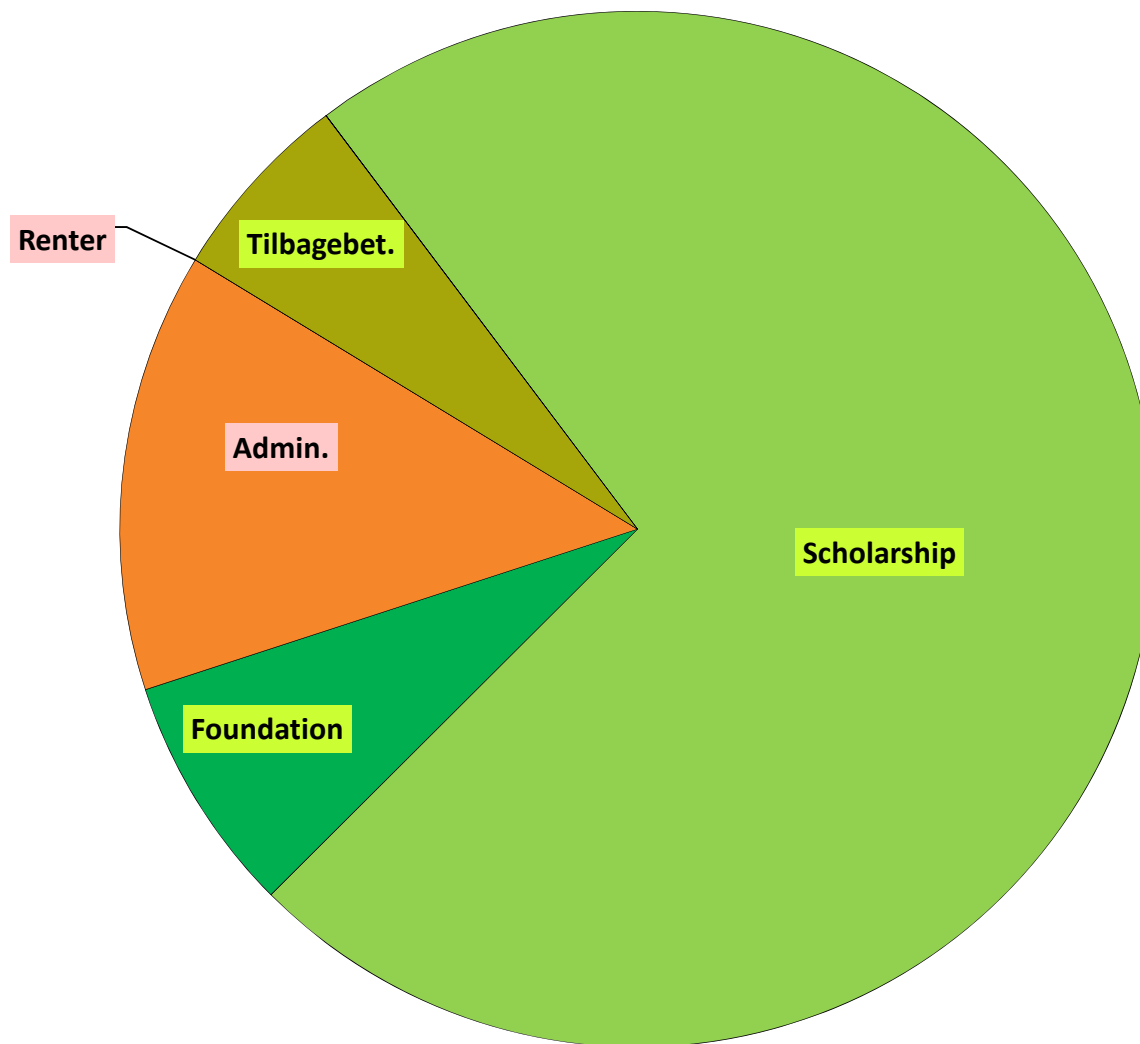
31. december 2018: 741.828 kr

Bankkonto: Spar Nord: 9260-265-18-42339

Administrator: Kurt Lomborg, Kjeldbjergvej 34, 7800 Skive

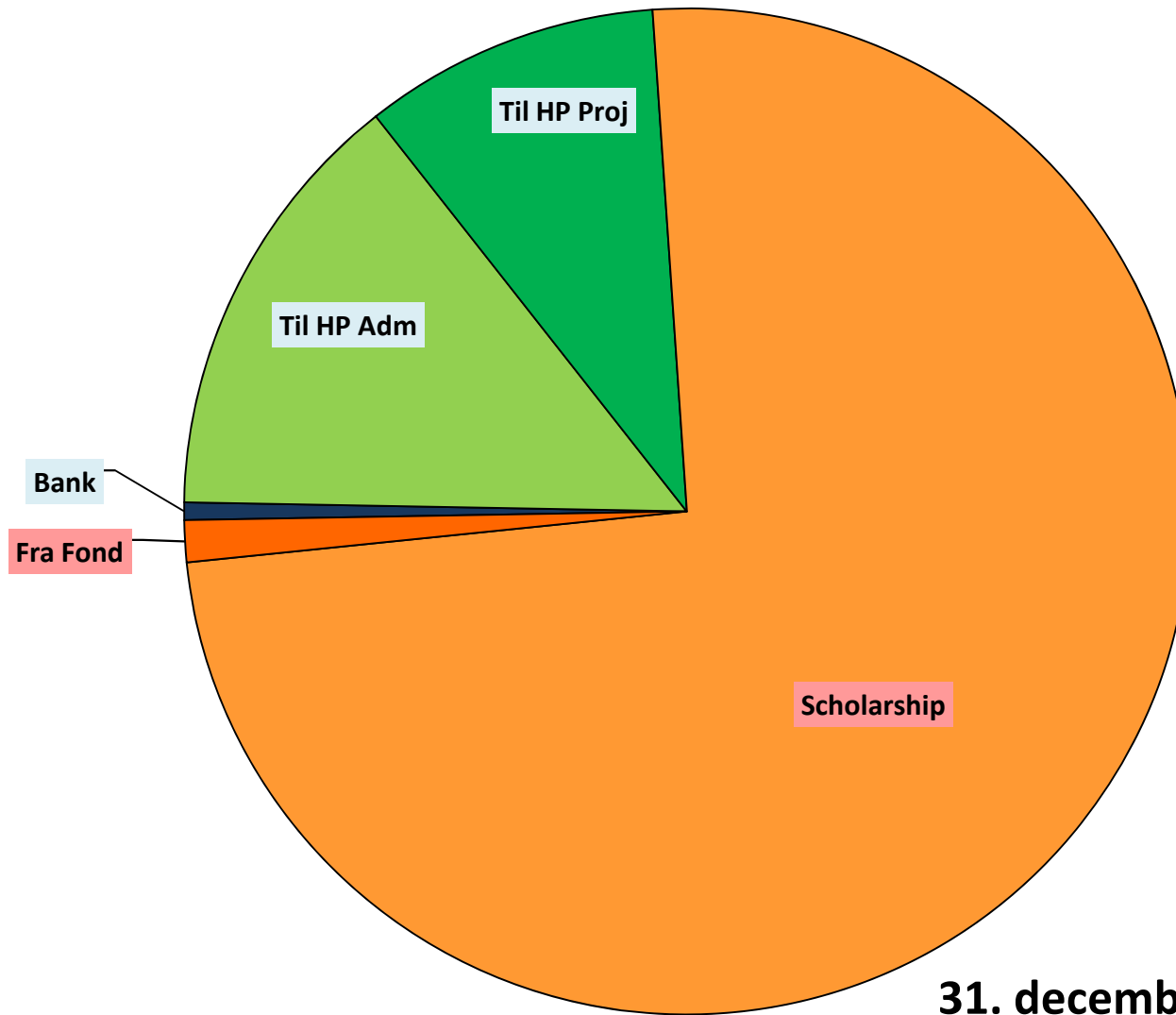


HSP SCHOLARSHIP Indtægter 2018



31. december 2018: 256.316kr

HSP SCHOLARSHIP Udgifter 2018



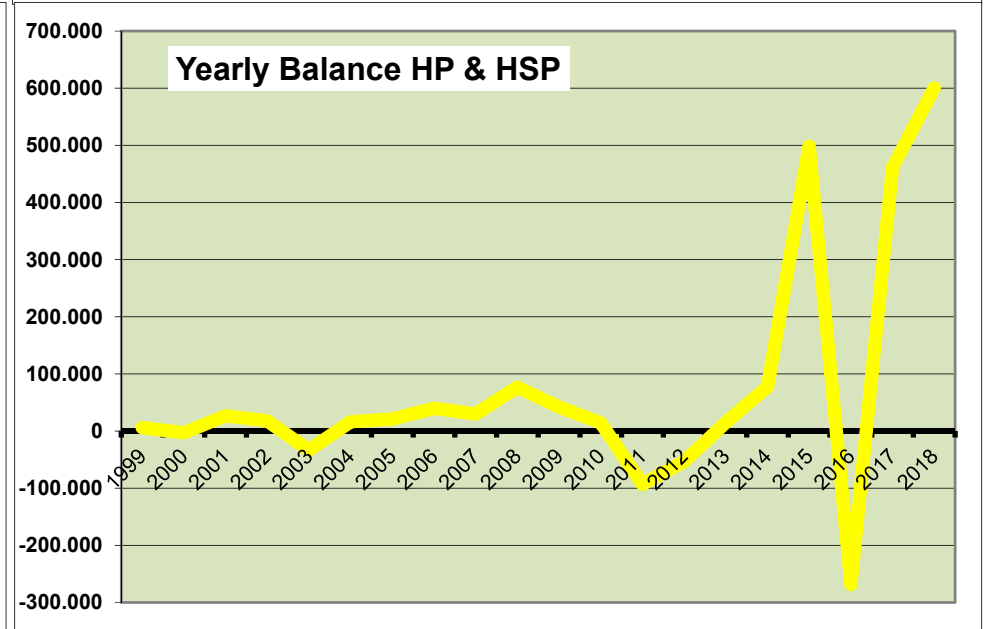
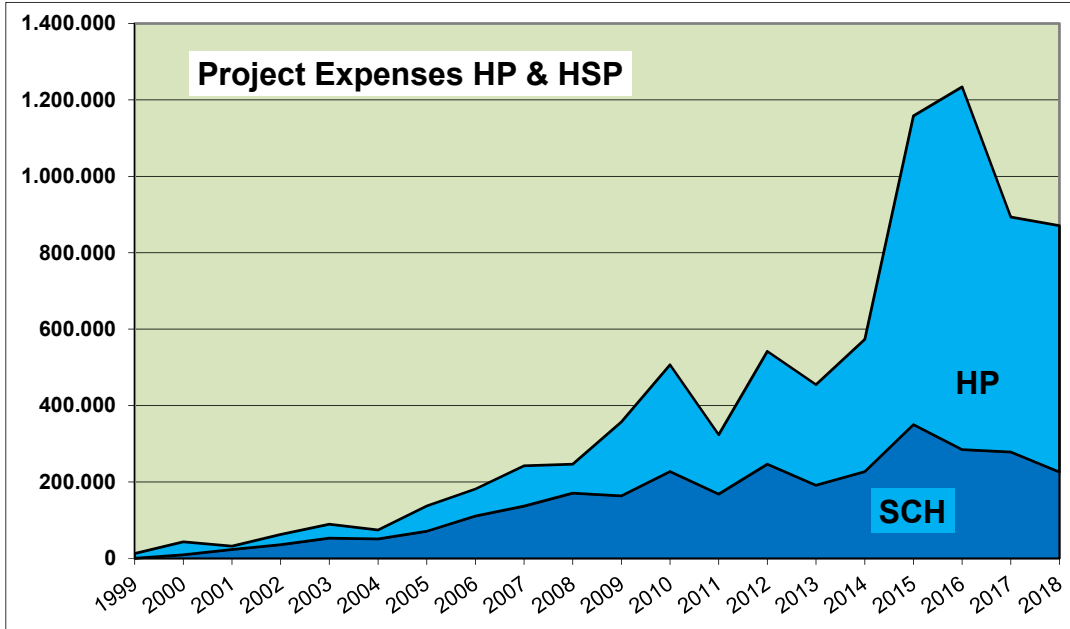
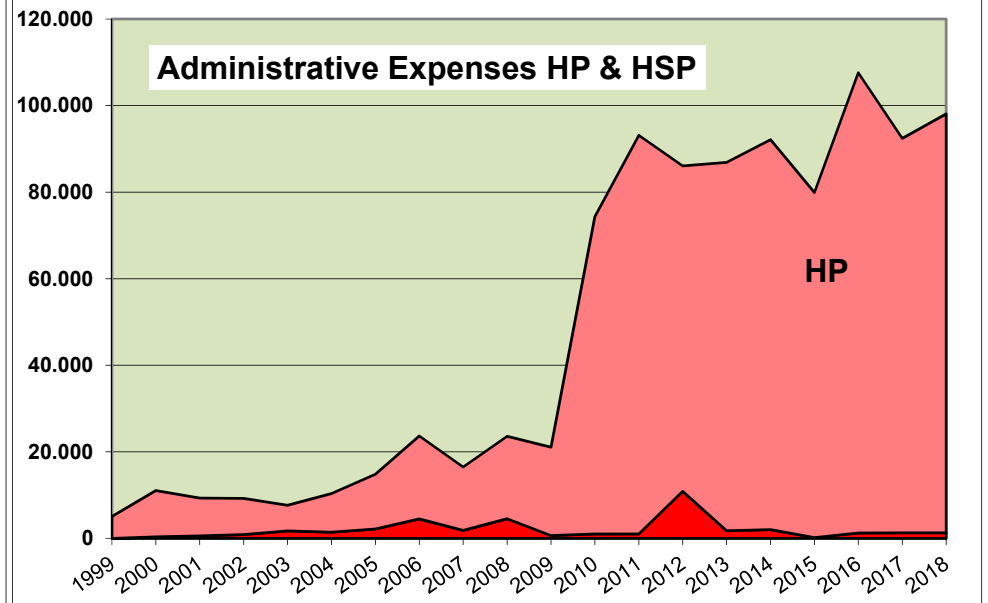
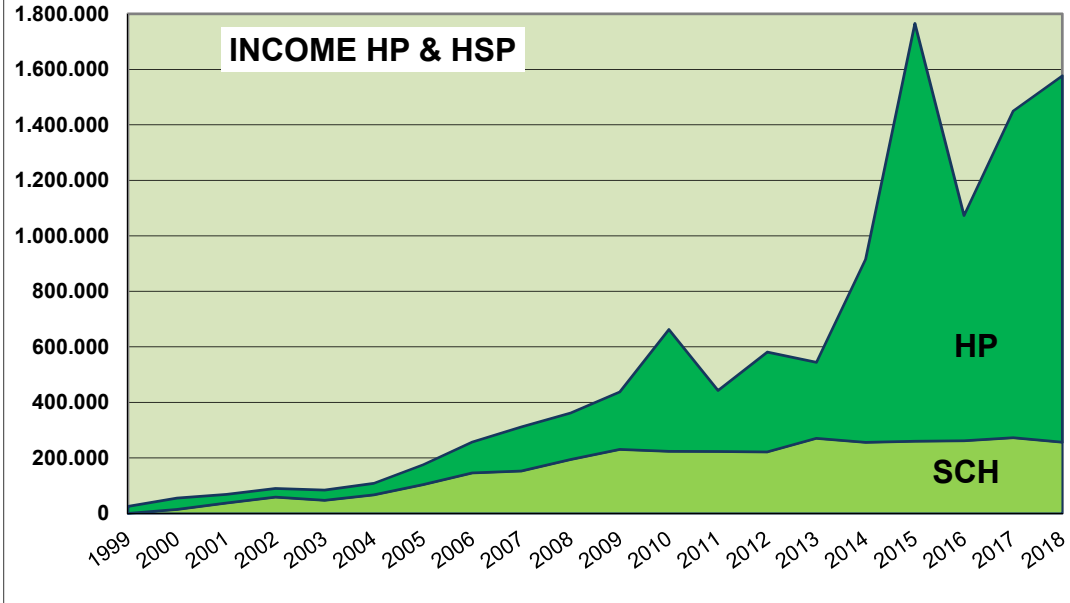
31. december 2018: 227.135 kr

SAMLET REGNSKAB

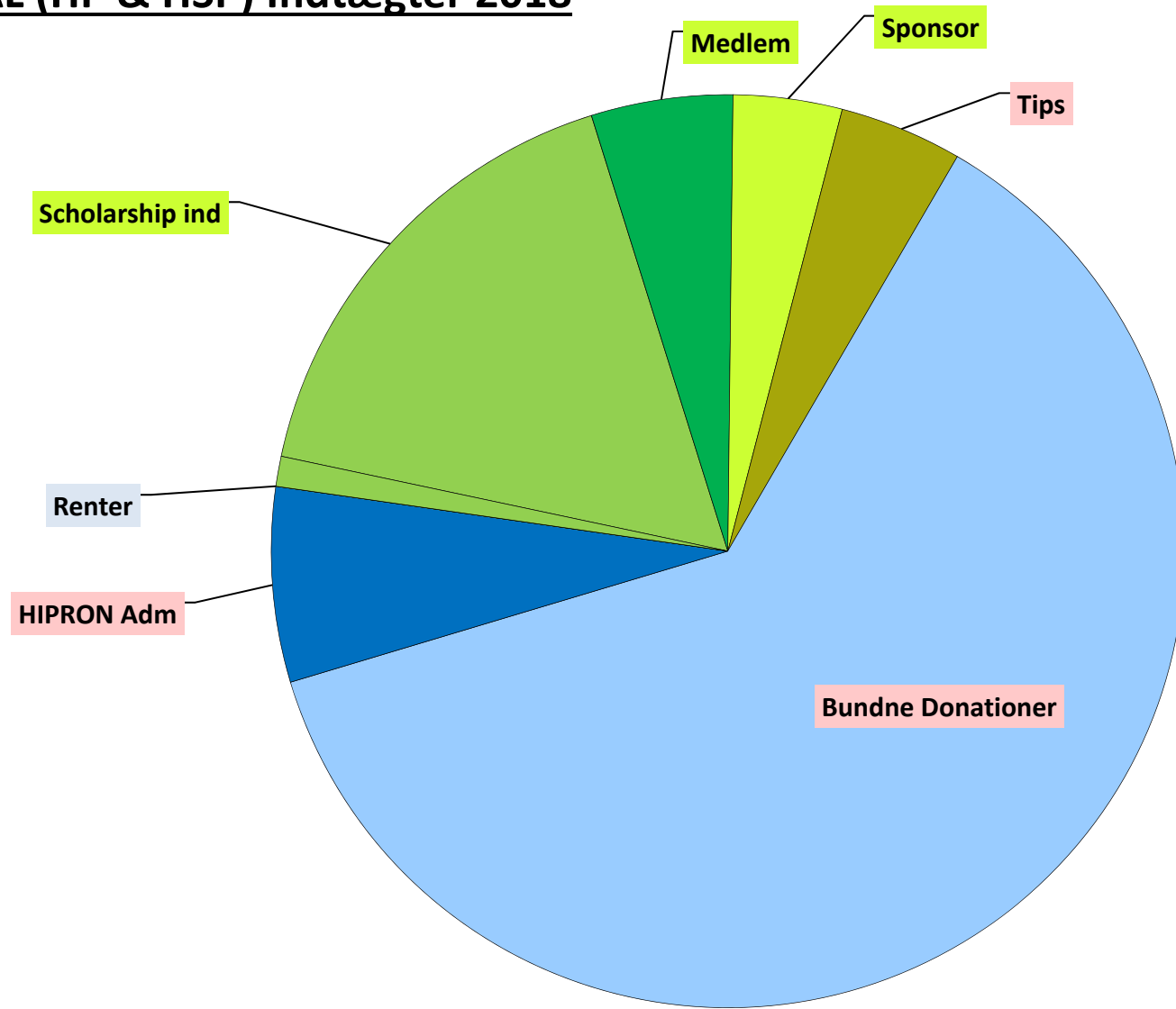
2018 TOTAL-STATISTIK - Scholarship og Forening

Bankkonto: Spar Nord: 9260-265-18-42339

Administrator: Kurt Lomborg, Kjeldbjergvej 34, 7800 Skive



TOTAL (HP & HSP) Indtægter 2018



TOTAL (HP & HSP) Udgifter 2018

